



# 2019 FAI F5J WORLD CHAMPIONSHIPS

for Electric Model Aircraft

11-17 August 2019

TRNAVA - SLOVAKIA

12257

## SENIORS - OVERALL RESULTS

< Scores - Original >



Rank	Name	Ctry	Pilot #	Score	Pcnt	Raw Score	Rnd1	Rnd2	Rnd3	Rnd4	Rnd5	Rnd6	Rnd7	Rnd8	Rnd9	Rnd10	Rnd11	Rnd12	Rnd13
1	ARIJAN, HUCALJUK	CRO	22	13824,49	100,00	13824,49	1000,00	1000,00	1000,00	934,73	976,56	971,10	1000,00	1000,00	997,48	1000,00	976,53	992,05	977,69
						<i>Time</i>	<i>9:58</i>	<i>9:58</i>	<i>9:58</i>	<i>9:22</i>	<i>9:57</i>	<i>9:41</i>	<i>9:05</i>	<i>9:57</i>	<i>9:57</i>	<i>9:58</i>	<i>9:58</i>	<i>9:58</i>	<i>9:58</i>
						<i>Height</i>	<i>49m</i>	<i>30m</i>	<i>108m</i>	<i>140m</i>	<i>169m</i>	<i>153m</i>	<i>170m</i>	<i>119m</i>	<i>108m</i>	<i>104m</i>	<i>131m</i>	<i>48m</i>	<i>69m</i>
						<i>Landing</i>	<i>50</i>	<i>50</i>	<i>50</i>	<i>45</i>	<i>50</i>	<i>50</i>	<i>50</i>	<i>50</i>	<i>50</i>	<i>50</i>	<i>50</i>	<i>50</i>	<i>50</i>
						<i>Over75m</i>	-	-	-	-	-	-	-	-	-	-	-	-	-
2	PRIMOŽ, RIŽNER	SLO	91	13677,33	98,94	14553,72	993,58	984,80	998,38	886,87	*876,39	1000,00	962,08	1000,00	975,42	987,73	1000,00	956,45	964,23
						<i>Time</i>	<i>9:58</i>	<i>9:57</i>	<i>9:56</i>	<i>8:07</i>	<i>9:06</i>	<i>9:58</i>	<i>9:58</i>	<i>9:58</i>	<i>9:58</i>	<i>9:57</i>	<i>9:58</i>	<i>9:48</i>	<i>9:57</i>
						<i>Height</i>	<i>57m</i>	<i>53m</i>	<i>62m</i>	<i>196m</i>	<i>161m</i>	<i>174m</i>	<i>195m</i>	<i>169m</i>	<i>165m</i>	<i>167m</i>	<i>82m</i>	<i>48m</i>	<i>61m</i>
						<i>Landing</i>	<i>50</i>	<i>45</i>	<i>50</i>	<i>50</i>	<i>45</i>	<i>50</i>	<i>45</i>	<i>50</i>	<i>40</i>	<i>50</i>	<i>50</i>	<i>40</i>	<i>40</i>
						<i>Over75m</i>	-	-	-	-	-	-	-	-	-	-	-	-	-
3	JOE, WURTS	NZL	79	13589,49	98,30	14255,18	982,43	993,63	985,69	986,89	998,20	928,69	*665,69	992,02	986,83	906,03	972,15	943,83	963,64
						<i>Time</i>	<i>9:58</i>	<i>9:59</i>	<i>9:57</i>	<i>9:58</i>	<i>9:57</i>	<i>9:57</i>	<i>6:12</i>	<i>9:58</i>	<i>9:56</i>	<i>9:57</i>	<i>9:55</i>	<i>9:58</i>	<i>9:58</i>
						<i>Height</i>	<i>56m</i>	<i>41m</i>	<i>123m</i>	<i>207m</i>	<i>187m</i>	<i>174m</i>	<i>165m</i>	<i>177m</i>	<i>168m</i>	<i>212m</i>	<i>103m</i>	<i>93m</i>	<i>67m</i>
						<i>Landing</i>	<i>45</i>	<i>45</i>	<i>50</i>	<i>50</i>	<i>50</i>	<i>50</i>	<i>50</i>	<i>50</i>	<i>50</i>	<i>50</i>	<i>50</i>	<i>45</i>	<i>45</i>
						<i>Over75m</i>	-	-	-	-	-	-	-	-	-	-	-	-	-
4	JIRÍ, DUCHÁŇ	CZE	24	13492,62	97,60	13987,29	980,75	988,76	979,10	1000,00	841,43	998,22	892,72	1000,00	965,52	*494,67	1000,00	965,19	981,67
						<i>Time</i>	<i>9:58</i>	<i>9:57</i>	<i>9:59</i>	<i>9:56</i>	<i>9:28</i>	<i>9:57</i>	<i>8:29</i>	<i>9:26</i>	<i>9:56</i>	<i>5:09</i>	<i>9:58</i>	<i>9:58</i>	<i>9:58</i>
						<i>Height</i>	<i>73m</i>	<i>63m</i>	<i>70m</i>	<i>194m</i>	<i>218m</i>	<i>174m</i>	<i>161m</i>	<i>185m</i>	<i>144m</i>	<i>161m</i>	<i>75m</i>	<i>76m</i>	<i>64m</i>
						<i>Landing</i>	<i>50</i>	<i>50</i>	<i>45</i>	<i>35</i>	<i>45</i>	<i>50</i>	<i>50</i>	<i>45</i>	<i>50</i>	<i>50</i>	<i>50</i>	<i>50</i>	<i>50</i>
						<i>Over75m</i>	-	-	-	-	-	-	-	-	-	-	-	-	-
5	DONATAS, PAMPIKAS	LIT	69	13431,04	97,15	13911,84	979,76	968,92	1000,00	*480,80	909,72	959,00	1000,00	806,63	945,21	979,87	1000,00	972,31	979,43
						<i>Time</i>	<i>9:57</i>	<i>9:57</i>	<i>9:58</i>	<i>5:29</i>	<i>9:57</i>	<i>9:58</i>	<i>9:58</i>	<i>9:47</i>	<i>9:56</i>	<i>9:58</i>	<i>9:57</i>	<i>9:58</i>	<i>9:58</i>
						<i>Height</i>	<i>84m</i>	<i>78m</i>	<i>39m</i>	<i>202m</i>	<i>206m</i>	<i>200m</i>	<i>204m</i>	<i>233m</i>	<i>188m</i>	<i>128m</i>	<i>101m</i>	<i>57m</i>	<i>48m</i>
						<i>Landing</i>	<i>50</i>	<i>50</i>	<i>50</i>	<i>40</i>	<i>45</i>	<i>40</i>	<i>50</i>	<i>50</i>	<i>50</i>	<i>50</i>	<i>50</i>	<i>45</i>	<i>45</i>
						<i>Over75m</i>	-	-	-	-	-	-	-	-	-	-	-	-	-
6	TOMASZ, FRAK	POL	81	13375,75	96,75	14124,85	979,15	986,57	980,15	756,55	1000,00	1000,00	*749,10	1000,00	1000,00	758,12	1000,00	985,76	995,18
						<i>Time</i>	<i>9:59</i>	<i>9:58</i>	<i>9:59</i>	<i>9:36</i>	<i>9:54</i>	<i>9:58</i>	<i>9:57</i>	<i>9:56</i>	<i>9:55</i>	<i>8:23</i>	<i>9:57</i>	<i>9:57</i>	<i>9:58</i>
						<i>Height</i>	<i>77m</i>	<i>47m</i>	<i>103m</i>	<i>224m</i>	<i>126m</i>	<i>142m</i>	<i>243m</i>	<i>175m</i>	<i>122m</i>	<i>211m</i>	<i>148m</i>	<i>48m</i>	<i>58m</i>
						<i>Landing</i>	<i>50</i>	<i>50</i>	<i>45</i>	<i>0</i>	<i>45</i>	<i>50</i>	<i>50</i>	<i>50</i>	<i>50</i>	<i>50</i>	<i>50</i>	<i>50</i>	<i>50</i>
						<i>Over75m</i>	-	-	-	-	-	-	-	-	-	-	-	-	-
7	JONATHAN, GARBER	USA	107	13362,98	96,66	13362,98	968,42	995,22	1000,00	*0,00	911,37	956,67	867,92	929,55	920,83	971,48	956,07	975,98	986,33
						<i>Time</i>	<i>9:58</i>	<i>9:58</i>	<i>9:58</i>	<i>0</i>	<i>9:57</i>	<i>9:57</i>	<i>6:59</i>	<i>9:57</i>	<i>9:57</i>	<i>9:58</i>	<i>9:58</i>	<i>9:58</i>	<i>9:58</i>
						<i>Height</i>	<i>100m</i>	<i>37m</i>	<i>44m</i>	<i>0m</i>	<i>223m</i>	<i>180m</i>	<i>156m</i>	<i>213m</i>	<i>204m</i>	<i>128m</i>	<i>99m</i>	<i>77m</i>	<i>59m</i>
						<i>Landing</i>	<i>50</i>	<i>45</i>	<i>40</i>	<i>0</i>	<i>45</i>	<i>45</i>	<i>50</i>	<i>50</i>	<i>50</i>	<i>45</i>	<i>50</i>	<i>50</i>	<i>45</i>
						<i>Over75m</i>	-	-	-	<i>Yes</i>	-	-	-	-	-	-	-	-	-
8	OLEKSANDR, PETRENK	UKR	104	13156,53	95,17	13592,95	932,79	973,56	981,73	833,33	*436,42	842,84	1000,00	958,30	971,40	910,60	983,62	953,32	964,63
						<i>Time</i>	<i>9:56</i>	<i>9:57</i>	<i>9:58</i>	<i>8:07</i>	<i>4:17</i>	<i>5:51</i>	<i>9:03</i>	<i>9:55</i>	<i>9:57</i>	<i>9:27</i>	<i>9:55</i>	<i>9:57</i>	<i>9:57</i>
						<i>Height</i>	<i>130m</i>	<i>69m</i>	<i>104m</i>	<i>184m</i>	<i>161m</i>	<i>196m</i>	<i>171m</i>	<i>164m</i>	<i>139m</i>	<i>185m</i>	<i>79m</i>	<i>79m</i>	<i>94m</i>
						<i>Landing</i>	<i>45</i>	<i>45</i>	<i>45</i>	<i>50</i>	<i>50</i>	<i>50</i>	<i>50</i>	<i>50</i>	<i>45</i>	<i>45</i>	<i>45</i>	<i>45</i>	<i>50</i>
						<i>Over75m</i>	-	-	-	-	-	-	-	-	-	-	-	-	-



# 2019 FAI F5J WORLD CHAMPIONSHIPS

for Electric Model Aircraft

11-17 August 2019

TRNAVA - SLOVAKIA

12257

## SENIORS - OVERALL RESULTS

< Scores - Original >



Rank	Name	Ctry	Pilot #	Score	Pcnt	Raw Score	Rnd1	Rnd2	Rnd3	Rnd4	Rnd5	Rnd6	Rnd7	Rnd8	Rnd9	Rnd10	Rnd11	Rnd12	Rnd13
9	ANDREI, VOLIKOV	RUS	90	13153,40	95,15	13909,97	934,57	975,51	951,30	*756,57	859,70	926,20	925,64	937,02	978,93	980,50	903,60	931,96	940,71
						<i>Time</i>	9:57	9:58	9:52	7:50	7:31	9:56	8:01	9:55	9:57	9:56	9:59	9:53	9:51
						<i>Height</i>	127m	61m	92m	191m	236m	155m	203m	189m	169m	186m	190m	98m	78m
						<i>Landing</i>	45	50	40	0	45	40	45	50	45	50	35	45	35
						<i>Over75m</i>	-	-	-	-	-	-	-	-	-	-	-	-	-
10	ROBERTO, BONAFEDE	ITA	57	13141,17	95,06	13629,65	1000,00	990,36	976,13	928,57	785,07	721,03	955,60	*488,48	921,37	1000,00	962,46	977,85	994,37
						<i>Time</i>	9:57	9:58	9:58	6:03	5:19	7:11	7:42	6:02	9:58	9:54	9:57	9:58	9:58
						<i>Height</i>	82m	63m	69m	189m	202m	153m	163m	173m	203m	147m	79m	60m	59m
						<i>Landing</i>	50	50	50	50	50	50	50	0	50	50	45	50	50
						<i>Over75m</i>	-	-	-	-	-	-	-	-	-	-	-	-	-
11	SEBASTIAN, MANHARD	GER	47	13131,13	94,98	13780,70	985,97	991,99	956,17	756,55	794,74	966,83	1000,00	862,72	*649,57	981,54	972,08	988,08	970,52
						<i>Time</i>	9:58	9:57	9:57	8:50	6:46	9:58	9:58	5:26	9:58	9:59	9:57	9:58	9:58
						<i>Height</i>	91m	55m	86m	212m	218m	130m	210m	155m	256m	128m	180m	53m	78m
						<i>Landing</i>	45	50	35	10	50	50	50	50	50	50	50	50	50
						<i>Over75m</i>	-	-	-	-	-	-	-	-	-	-	-	-	-
12	EMIL, ZUBALIC	SLO	92	13097,78	94,74	13423,72	983,23	967,15	955,98	935,10	901,49	970,54	612,87	*325,94	989,67	1000,00	932,75	968,67	973,56
						<i>Time</i>	9:56	9:56	9:56	6:26	7:47	9:58	6:13	4:13	9:56	8:34	9:58	9:57	9:53
						<i>Height</i>	61m	75m	141m	166m	225m	156m	189m	168m	142m	188m	131m	78m	61m
						<i>Landing</i>	50	45	50	50	10	40	50	0	50	50	50	45	45
						<i>Over75m</i>	-	-	-	-	-	-	-	-	-	-	-	-	-
13	DAVID, GRIFFIN	NZL	78	13091,01	94,69	13902,98	980,57	948,59	949,68	877,28	978,92	960,21	968,47	897,05	*811,97	935,40	958,97	923,26	937,20
						<i>Time</i>	9:56	9:56	9:49	9:54	9:57	9:55	8:54	9:52	9:56	9:58	9:57	9:56	9:56
						<i>Height</i>	81m	101m	108m	190m	201m	180m	185m	212m	222m	131m	172m	105m	93m
						<i>Landing</i>	50	45	50	5	40	50	50	45	45	25	50	40	40
						<i>Over75m</i>	-	-	-	-	-	-	-	-	-	-	-	-	-
14	TIMO, DRUST	GER	45	13068,84	94,53	13512,89	996,79	998,39	990,90	513,91	841,79	878,28	1000,00	971,91	1000,00	*444,05	971,17	986,64	1000,00
						<i>Time</i>	9:57	9:57	9:56	6:28	5:10	8:21	9:57	9:56	9:57	4:39	9:57	9:57	9:58
						<i>Height</i>	51m	51m	94m	248m	146m	99m	160m	150m	155m	158m	105m	39m	52m
						<i>Landing</i>	50	50	50	50	45	50	50	50	50	50	45	50	50
						<i>Over75m</i>	-	-	-	-	-	-	-	-	-	-	-	-	-
15	MARTIN, ELKJAER	DNK	27	12879,22	93,16	13496,00	973,60	996,74	978,57	728,86	899,91	*616,78	705,47	952,34	985,37	953,07	898,32	963,61	989,55
						<i>Time</i>	9:57	9:59	9:55	4:57	9:57	6:41	7:45	9:55	9:55	9:31	9:57	9:54	9:55
						<i>Height</i>	114m	74m	57m	184m	216m	119m	205m	171m	145m	186m	132m	70m	59m
						<i>Landing</i>	50	50	50	45	50	15	50	50	50	50	30	50	50
						<i>Over75m</i>	-	-	-	-	-	-	-	-	-	-	-	-	-
16	DÁVID, HORVÁTH	HUN	52	12870,82	93,10	13512,80	1000,00	1000,00	973,21	911,99	674,63	973,57	*641,98	931,06	936,64	763,83	915,13	975,46	958,89
						<i>Time</i>	9:57	9:56	9:54	8:55	5:12	6:32	7:30	9:54	9:55	7:20	9:57	9:54	9:53
						<i>Height</i>	47m	42m	79m	196m	172m	184m	212m	184m	196m	207m	151m	56m	53m
						<i>Landing</i>	50	50	45	50	0	50	50	45	50	40	50	50	40
						<i>Over75m</i>	-	-	-	-	-	-	-	-	-	-	-	-	-



# 2019 FAI F5J WORLD CHAMPIONSHIPS

for Electric Model Aircraft

11-17 August 2019

TRNAVA - SLOVAKIA

12257

## SENIORS - OVERALL RESULTS

< Scores - Original >



Rank	Name	Ctry	Pilot #	Score	Pcnt	Raw Score	Rnd1	Rnd2	Rnd3	Rnd4	Rnd5	Rnd6	Rnd7	Rnd8	Rnd9	Rnd10	Rnd11	Rnd12	Rnd13
17	ROY, DOR	ISR	55	12845,43	92,92	13371,90	910,93	984,80	987,30	1000,00	716,15	725,52	*526,47	1000,00	958,69	997,34	686,74	1000,00	993,59
						<i>Time</i>	9:01	9:57	9:58	9:55	8:21	9:54	5:43	6:30	9:52	9:57	7:35	9:57	9:55
						<i>Height</i>	57m	53m	52m	170m	177m	243m	189m	188m	170m	171m	123m	45m	40m
						<i>Landing</i>	50	45	50	50	0	50	20	50	50	50	0	50	45
						<i>Over75m</i>	-	-	-	-	-	-	-	-	-	-	-	-	-
18	JEROEN, KOLE	NED	71	12841,76	92,89	13392,38	961,13	971,15	987,01	755,36	883,68	821,37	824,63	906,38	979,49	*550,62	979,41	949,37	954,33
						<i>Time</i>	9:55	9:56	9:51	9:07	9:54	9:56	9:45	9:55	9:54	8:18	9:52	9:55	9:55
						<i>Height</i>	103m	80m	66m	223m	218m	224m	231m	195m	142m	246m	85m	90m	89m
						<i>Landing</i>	50	50	50	45	50	45	50	35	50	50	45	50	45
						<i>Over75m</i>	-	-	-	-	-	-	-	-	-	-	-	-	-
19	ADAM, BUZAS	HUN	51	12776,72	92,42	12995,52	987,22	*218,80	977,78	972,15	1000,00	980,39	786,74	721,58	580,47	980,72	948,08	957,28	1000,00
						<i>Time</i>	9:57	2:37	9:58	9:58	6:58	9:57	9:09	7:31	7:44	9:58	9:58	9:58	9:58
						<i>Height</i>	58m	37m	64m	179m	176m	194m	215m	186m	231m	177m	109m	86m	48m
						<i>Landing</i>	50	0	50	50	50	50	35	45	50	50	50	50	50
						<i>Over75m</i>	-	-	-	-	-	-	-	-	-	-	-	-	-
20	NICOLAS, RIDRAY	ESP	32	12766,71	92,35	13048,88	964,40	984,79	961,85	1000,00	789,66	979,27	765,23	*282,17	910,01	907,45	638,00	988,08	982,61
						<i>Time</i>	9:56	9:54	9:57	6:58	9:58	9:55	9:15	4:22	9:56	8:38	7:11	9:55	9:58
						<i>Height</i>	100m	58m	99m	181m	230m	109m	226m	201m	200m	193m	83m	47m	43m
						<i>Landing</i>	50	50	45	50	50	50	50	0	45	5	0	50	45
						<i>Over75m</i>	-	-	-	-	-	-	-	-	-	-	-	-	-
21	KEVIN, BOTHERWAY	NZL	77	12761,24	92,31	12761,24	984,63	981,57	986,71	834,83	940,79	844,41	855,72	*0,00	770,55	967,51	875,22	923,74	949,65
						<i>Time</i>	9:57	9:55	9:57	9:53	6:41	9:53	6:59	0	9:55	9:46	9:10	9:56	9:57
						<i>Height</i>	67m	65m	96m	226m	187m	220m	167m	0m	230m	200m	177m	117m	87m
						<i>Landing</i>	45	50	45	50	50	50	50	0	45	50	40	50	50
						<i>Over75m</i>	-	-	-	-	-	-	-	Yes	-	-	-	-	-
22	IVAYLO, DIMITROV	BUL	16	12760,66	92,30	12760,66	*0,00	986,38	987,30	960,26	769,02	819,76	822,58	621,12	969,18	897,16	1000,00	966,75	984,73
						<i>Time</i>	0	9:57	9:58	6:40	7:42	8:12	8:44	7:33	9:57	9:55	9:57	9:55	9:59
						<i>Height</i>	0m	53m	52m	175m	185m	138m	205m	201m	162m	213m	114m	69m	63m
						<i>Landing</i>	0	45	50	50	50	50	50	0	50	50	45	50	45
						<i>Over75m</i>	Yes	-	-	-	-	-	-	-	-	-	-	-	-
23	ANDREW, MEYER	AUS	5	12709,61	91,94	13360,19	937,70	953,78	940,75	915,90	899,31	964,16	*650,58	939,12	728,34	771,66	943,29	791,03	966,01
						<i>Time</i>	9:56	9:58	9:57	9:56	9:58	9:57	7:32	9:53	9:56	7:57	9:58	8:23	9:56
						<i>Height</i>	118m	99m	125m	215m	210m	171m	220m	187m	236m	149m	115m	108m	70m
						<i>Landing</i>	50	50	45	50	50	40	45	25	45	25	50	45	50
						<i>Over75m</i>	-	-	-	-	-	-	-	-	-	-	-	-	-
24	STEPHEN, HALEY	GBR	43	12698,34	91,85	12698,34	*0,00	968,78	1000,00	1000,00	613,20	900,18	971,78	650,92	1000,00	713,65	976,04	970,73	975,47
						<i>Time</i>	0	9:55	9:57	9:56	6:11	9:57	9:58	6:21	9:58	7:08	9:58	9:57	9:55
						<i>Height</i>	0m	70m	85m	198m	163m	214m	194m	187m	134m	151m	74m	67m	57m
						<i>Landing</i>	0	45	50	50	45	50	50	50	50	50	50	50	50
						<i>Over75m</i>	-	-	-	-	-	-	-	-	-	-	-	-	-



# 2019 FAI F5J WORLD CHAMPIONSHIPS

for Electric Model Aircraft

11-17 August 2019

TRNAVA - SLOVAKIA

12257

## SENIORS - OVERALL RESULTS

< Scores - Original >



Rank	Name	Ctry	Pilot #	Score	Pcnt	Raw Score	Rnd1	Rnd2	Rnd3	Rnd4	Rnd5	Rnd6	Rnd7	Rnd8	Rnd9	Rnd10	Rnd11	Rnd12	Rnd13
25	OLEG, GOLOVIDOV	USA	108	12689,33	91,79	13238,11	982,67	1000,00	1000,00	945,17	950,86	852,57	580,30	957,64	910,96	1000,00	<sup>Pnty100</sup> 743,50	977,85	977,74
						<i>Time</i>	9:57	9:58	9:57	9:56	9:56	5:42	6:14	9:57	9:56	9:58	8:03	9:58	9:54
						<i>Height</i>	103m	48m	50m	201m	189m	171m	159m	209m	198m	170m	79m	60m	48m
						<i>Landing</i>	50	50	50	50	50	50	0	50	35	50	0	50	45
						<i>Over75m</i>	-	-	-	-	-	-	-	-	-	-	-	-	-
26	RADEK, MALČÍK	CZE	25	12600,55	91,15	12773,02	977,33	984,20	992,84	760,26	884,12	*172,47	892,42	877,40	834,54	849,29	602,09	992,14	981,72
						<i>Time</i>	9:58	9:58	9:58	5:28	9:11	3:06	9:58	8:53	8:31	8:34	5:56	9:58	9:56
						<i>Height</i>	79m	50m	48m	182m	162m	164m	214m	177m	189m	170m	112m	34m	37m
						<i>Landing</i>	45	50	50	50	45	0	50	35	45	50	45	50	40
						<i>Over75m</i>	-	-	-	-	-	-	-	-	-	-	-	-	-
27	LENNART, ARVIDSSON	SWE	100	12567,94	90,91	12909,48	993,53	993,68	978,90	<sup>Pnty100</sup> 745,96	1000,00	1000,00	861,94	672,87	537,31	953,02	974,44	1000,00	983,27
						<i>Time</i>	9:56	9:57	9:50	8:26	9:53	9:56	9:56	7:43	6:38	9:57	9:58	9:56	9:58
						<i>Height</i>	64m	36m	54m	181m	208m	138m	228m	167m	184m	148m	66m	47m	52m
						<i>Landing</i>	50	50	40	0	50	45	50	0	0	45	45	50	45
						<i>Over75m</i>	-	-	-	-	-	-	-	-	-	-	-	-	-
28	JAN, VÁCHA	CZE	26	12511,92	90,51	12511,92	*0,00	923,88	978,96	1000,00	950,52	990,48	935,63	350,49	791,45	740,43	978,38	970,73	972,33
						<i>Time</i>	0	9:57	9:58	9:58	9:57	9:58	7:51	4:06	9:57	6:22	9:57	9:56	9:56
						<i>Height</i>	0m	121m	133m	182m	199m	141m	199m	197m	228m	158m	72m	65m	62m
						<i>Landing</i>	0	40	50	50	50	45	50	50	50	45	50	50	50
						<i>Over75m</i>	Yes	-	-	-	-	-	-	-	-	-	-	-	-
29	MARKO, GALA	SVK	98	12382,01	89,57	12580,85	954,66	982,08	953,49	627,81	957,47	723,23	*198,84	996,45	965,76	965,82	964,96	981,72	996,02
						<i>Time</i>	9:57	9:55	9:58	5:32	9:57	6:18	4:11	9:57	9:58	9:58	9:58	9:58	9:58
						<i>Height</i>	115m	74m	148m	190m	191m	216m	216m	171m	196m	194m	167m	51m	46m
						<i>Landing</i>	50	45	50	0	50	30	0	50	50	50	50	45	50
						<i>Over75m</i>	-	-	-	-	-	-	-	-	-	-	-	-	-
30	SKYLER, RAVER	USA	109	12357,45	89,39	12357,45	970,06	989,59	996,69	932,14	628,36	525,85	921,64	953,19	*0,00	837,55	952,99	945,37	945,41
						<i>Time</i>	9:55	9:56	9:55	9:56	4:06	5:56	9:58	9:53	0	9:10	9:55	9:47	9:53
						<i>Height</i>	91m	46m	85m	208m	171m	152m	213m	166m	0m	212m	165m	70m	71m
						<i>Landing</i>	50	45	50	50	50	15	35	50	0	50	45	45	40
						<i>Over75m</i>	-	-	-	-	-	-	-	-	-	-	-	-	-
31	ADOMAS, SUTKUS	LIT	70	12348,75	89,33	12799,99	972,77	932,86	946,01	648,21	777,27	968,80	814,65	*451,24	748,71	899,57	941,52	935,15	927,27
						<i>Time</i>	9:55	9:58	9:55	6:38	8:48	9:56	8:33	4:53	9:50	9:58	9:55	9:58	9:54
						<i>Height</i>	111m	105m	151m	160m	218m	174m	232m	167m	235m	208m	117m	128m	105m
						<i>Landing</i>	50	45	50	45	50	50	50	45	50	50	35	50	45
						<i>Over75m</i>	-	-	-	-	-	-	-	-	-	-	-	-	-
32	BERTRAND, WILMOT	FRA	41	12262,00	88,70	12498,75	944,09	956,00	946,84	579,52	969,75	967,60	976,19	858,19	237,92	942,95	*236,75	950,95	983,48
						<i>Time</i>	9:58	9:57	9:56	6:34	9:56	9:55	9:55	9:57	5:29	9:56	3:35	9:57	9:57
						<i>Height</i>	104m	89m	142m	204m	194m	185m	183m	226m	232m	168m	153m	82m	44m
						<i>Landing</i>	45	45	45	35	30	50	50	50	0	50	0	45	50
						<i>Over75m</i>	-	-	-	-	-	-	-	-	-	-	-	-	-



# 2019 FAI F5J WORLD CHAMPIONSHIPS

for Electric Model Aircraft

11-17 August 2019

TRNAVA - SLOVAKIA

12257

## SENIORS - OVERALL RESULTS

< Scores - Original >



Rank	Name	Ctry	Pilot #	Score	Pcnt	Raw Score	Rnd1	Rnd2	Rnd3	Rnd4	Rnd5	Rnd6	Rnd7	Rnd8	Rnd9	Rnd10	Rnd11	Rnd12	Rnd13
33	EREL, CANKAN	TUR	103	12259,92	88,68	12260,83	976,84	963,05	978,08	535,71	661,86	890,13	714,16	*0,91	934,93	962,77	957,25	927,95	955,38
						<i>Time</i>	9:56	9:57	9:53	5:59	9:57	6:42	7:44	48	9:58	9:56	9:56	9:55	9:57
						<i>Height</i>	59m	85m	81m	203m	260m	209m	161m	95m	184m	201m	150m	98m	85m
						<i>Landing</i>	45	45	50	50	50	45	15	0	40	50	50	40	45
						<i>Over75m</i>	-	-	-	-	-	-	-	-	-	-	-	-	-
34	KONRAD, OETIKER	SUI	94	12211,00	88,33	12211,00	941,69	993,49	946,03	994,61	711,94	242,12	*0,00	786,83	951,20	964,81	941,52	986,55	977,06
						<i>Time</i>	9:54	9:55	9:58	9:53	4:38	3:09	0	9:57	9:54	9:57	9:57	9:57	9:57
						<i>Height</i>	89m	60m	84m	178m	169m	86m	0m	239m	177m	170m	141m	47m	59m
						<i>Landing</i>	40	45	40	50	45	0	0	50	50	50	45	50	50
						<i>Over75m</i>	-	-	-	-	-	-	Yes	-	-	-	-	-	-
35	TOM, MERTENS	BEL	12	12192,29	88,19	12416,57	1000,00	1000,00	*224,28	486,87	903,66	863,40	853,20	261,76	931,88	992,02	974,38	993,57	981,12
						<i>Time</i>	9:58	9:53	1:55	4:38	8:50	9:03	7:50	3:14	9:57	9:53	9:57	9:58	9:57
						<i>Height</i>	44m	58m	41m	174m	202m	200m	174m	173m	176m	167m	77m	59m	47m
						<i>Landing</i>	50	50	45	50	45	50	50	40	45	50	50	50	50
						<i>Over75m</i>	-	-	-	-	-	-	-	-	-	-	-	-	-
36	MARIO, DE LUCCA	BRA	14	12152,62	87,91	12493,73	1000,00	976,00	948,65	*341,11	856,72	960,60	752,69	492,91	480,34	995,49	973,64	992,85	966,61
						<i>Time</i>	9:56	9:53	9:56	4:15	5:49	9:57	7:49	7:18	9:58	9:58	9:56	9:54	9:54
						<i>Height</i>	47m	66m	165m	130m	204m	197m	188m	235m	274m	163m	53m	29m	52m
						<i>Landing</i>	45	50	50	0	50	50	45	45	5	35	40	45	40
						<i>Over75m</i>	-	-	-	-	-	-	-	-	-	-	-	-	-
37	IAN, DUFF	GBR	42	12120,60	87,67	12120,60	889,33	905,21	955,15	829,45	727,59	906,30	750,93	646,37	939,18	*0,00	912,37	949,69	947,04
						<i>Time</i>	9:58	9:58	9:56	5:35	8:22	9:59	7:36	7:18	9:30	0	9:53	9:58	9:53
						<i>Height</i>	157m	100m	142m	181m	210m	163m	197m	209m	180m	0m	132m	68m	78m
						<i>Landing</i>	35	25	50	40	50	0	45	50	45	0	30	40	45
						<i>Over75m</i>	-	-	-	-	-	-	-	-	-	-	-	-	-
38	SEBASTIAN, FEIGL	GER	46	12114,29	87,63	12114,29	983,01	983,20	994,43	631,63	965,28	1000,00	869,18	687,56	0,00	*0,00	1000,00	1000,00	1000,00
						<i>Time</i>	9:58	9:57	9:58	7:07	9:57	6:34	8:29	6:32	0	0	9:58	9:58	9:58
						<i>Height</i>	81m	65m	46m	163m	182m	169m	148m	171m	0m	0m	44m	32m	25m
						<i>Landing</i>	50	50	50	0	50	50	50	50	0	0	50	50	50
						<i>Over75m</i>	-	-	-	-	-	-	-	Yes	Yes	-	-	-	-
39	IOANNIS, KOURMPANIS	GRE	48	12020,20	86,95	12496,07	975,14	995,11	987,59	693,78	609,21	947,14	*475,87	992,91	931,03	523,98	539,82	964,40	976,15
						<i>Time</i>	9:53	9:53	9:55	7:57	4:38	9:55	4:55	9:54	9:52	6:15	5:18	9:52	9:51
						<i>Height</i>	70m	54m	96m	195m	183m	187m	197m	168m	167m	170m	92m	65m	34m
						<i>Landing</i>	50	45	50	0	45	45	50	50	45	5	50	50	40
						<i>Over75m</i>	-	-	-	-	-	-	-	-	-	-	-	-	-
40	BOHUSLAV, MAJERČÍK	SVK	99	11999,57	86,80	11999,57	*0,00	959,94	922,04	834,27	779,10	960,66	538,80	673,23	944,49	925,32	910,31	978,62	902,44
						<i>Time</i>	0	9:57	9:58	8:09	5:46	9:57	6:18	8:07	9:55	9:57	9:57	9:52	9:57
						<i>Height</i>	0m	96m	117m	187m	210m	195m	145m	207m	167m	201m	198m	48m	47m
						<i>Landing</i>	0	50	40	50	45	50	0	10	50	45	45	50	0
						<i>Over75m</i>	Yes	-	-	-	-	-	-	-	-	-	-	-	-



# 2019 FAI F5J WORLD CHAMPIONSHIPS

for Electric Model Aircraft

11-17 August 2019

TRNAVA - SLOVAKIA

12257

## SENIORS - OVERALL RESULTS

< Scores - Original >



Rank	Name	Ctry	Pilot #	Score	Pcnt	Raw Score	Rnd1	Rnd2	Rnd3	Rnd4	Rnd5	Rnd6	Rnd7	Rnd8	Rnd9	Rnd10	Rnd11	Rnd12	Rnd13
41	GEERT, MELICK VAN	NED	72	11976,36	86,63	11976,36	*0,00	920,74	984,92	974,76	720,90	958,04	715,27	633,12	645,80	1000,00	884,98	952,61	897,23
						Time	0	9:55	9:58	9:55	4:58	9:58	6:58	8:06	7:19	9:58	9:58	9:57	9:53
						Height	0m	120m	55m	160m	193m	190m	200m	230m	176m	121m	88m	108m	121m
						Landing	0	40	50	45	40	45	45	50	10	45	0	50	35
						Over75m	Yes	-	-	-	-	-	-	-	-	-	-	-	-
42	WOJCIECH, BYRSKI	POL	80	11962,76	86,53	12218,82	*256,06	973,60	965,00	371,43	988,28	901,38	388,03	396,34	1000,00	985,41	993,29	1000,00	1000,00
						Time	2:55	9:57	9:58	5:21	9:57	9:01	4:40	4:02	9:58	9:58	9:58	9:57	9:57
						Height	63m	77m	83m	221m	198m	140m	158m	163m	107m	128m	111m	31m	30m
						Landing	15	50	50	50	50	50	0	45	50	40	50	50	50
						Over75m	-	-	-	-	-	-	-	-	-	-	-	-	-
43	RODRIGO, SALVADOR	ARG	3	11908,85	86,14	11908,85	963,59	988,78	992,69	542,96	1000,00	0,00	568,63	903,93	1000,00	999,12	970,38	978,77	*0,00
						Time	9:55	9:56	9:55	5:37	9:58	0	5:39	9:58	9:56	9:58	9:58	9:58	9:58
						Height	99m	58m	57m	180m	187m	0m	198m	218m	174m	156m	84m	51m	0m
						Landing	50	50	45	50	50	0	50	50	50	50	50	50	0
						Over75m	-	-	-	-	-	Yes	-	-	-	-	-	-	Yes
44	MARCUS, STENT	AUS	6	11870,24	85,86	11870,24	955,09	979,98	819,87	867,86	320,81	337,09	977,07	1000,00	988,25	964,94	924,96	923,26	*0,00
						Time	9:55	9:55	8:46	9:56	4:14	4:50	9:58	9:58	9:56	9:56	9:25	9:53	0
						Height	99m	66m	128m	220m	175m	191m	178m	200m	199m	191m	170m	119m	0m
						Landing	50	50	25	50	0	0	45	45	50	50	50	50	0
						Over75m	-	-	-	-	-	-	-	-	-	-	-	-	Yes
45	VITALIY, RYUMSHYN	UKR	105	11863,50	85,82	12308,05	987,17	967,43	959,42	944,30	665,44	570,41	498,04	*444,55	706,76	779,79	971,25	995,23	977,97
						Time	9:56	9:50	9:55	9:51	7:25	6:46	4:54	4:30	7:18	6:55	9:57	9:57	9:57
						Height	51m	82m	98m	177m	164m	172m	180m	149m	171m	197m	58m	42m	51m
						Landing	45	45	45	40	0	0	50	35	50	50	40	50	50
						Over75m	-	-	-	-	-	-	-	-	-	-	-	-	-
46	SOTIR, LAZARKOV	BUL	17	11848,16	85,70	12084,17	987,22	1000,00	1000,00	748,21	727,63	*236,01	801,33	541,44	692,31	953,65	475,58	996,03	1000,00
						Time	9:57	9:57	9:58	8:58	5:25	2:44	7:27	5:47	7:41	9:58	5:36	9:57	9:57
						Height	58m	49m	77m	223m	177m	158m	212m	196m	208m	185m	78m	41m	36m
						Landing	50	50	45	50	40	50	50	45	50	50	0	50	50
						Over75m	-	-	-	-	-	-	-	-	-	-	-	-	-
47	HERMANN, HAAS	AUT	7	11834,03	85,60	12205,15	973,30	991,31	978,57	591,76	793,77	996,50	799,23	590,24	656,41	537,23	970,35	989,56	975,36
						Time	9:56	9:58	9:55	8:20	8:56	9:56	7:48	6:10	9:55	5:38	9:56	9:57	9:55
						Height	89m	41m	57m	243m	216m	154m	198m	199m	252m	150m	104m	62m	53m
						Landing	50	50	50	45	45	50	45	50	45	40	45	50	45
						Over75m	-	-	-	-	-	-	-	-	-	-	-	-	-
48	JURAJ, ADÁMEK	SVK	97	11810,33	85,43	11810,33	942,49	958,57	*0,00	205,36	973,03	955,22	1000,00	972,77	800,54	524,47	662,30	974,06	967,41
						Time	9:55	9:55	0	5:08	9:57	9:58	9:58	9:57	8:11	4:52	7:20	9:56	9:54
						Height	110m	77m	0m	231m	209m	124m	170m	151m	187m	181m	161m	53m	51m
						Landing	50	45	0	0	35	40	45	50	50	45	20	50	40
						Over75m	-	-	Yes	-	-	-	-	-	-	-	-	-	-



# 2019 FAI F5J WORLD CHAMPIONSHIPS

for Electric Model Aircraft

11-17 August 2019

TRNAVA - SLOVAKIA

12257

## SENIORS - OVERALL RESULTS

< Scores - Original >



Rank	Name	Ctry	Pilot #	Score	Pcnt	Raw Score	Rnd1	Rnd2	Rnd3	Rnd4	Rnd5	Rnd6	Rnd7	Rnd8	Rnd9	Rnd10	Rnd11	Rnd12	Rnd13
49	JORGE, MEDINA HERR	ESP	31	11808,90	85,42	12112,70	951,28	987,20	951,18	369,84	1000,00	938,81	812,50	525,96	*303,80	753,72	663,87	961,57	987,14
						<i>Time</i>	9:57	9:55	9:56	4:39	9:53	9:50	8:01	9:53	3:30	9:51	6:50	9:56	9:56
						<i>Height</i>	103m	46m	152m	146m	195m	196m	181m	278m	184m	237m	128m	91m	64m
						<i>Landing</i>	50	45	45	0	50	45	45	50	50	50	50	50	50
						<i>Over75m</i>	-	-	-	-	-	-	-	-	-	-	-	-	-
50	EDVIN, PENART	EST	34	11790,70	85,29	11936,90	*146,20	970,68	955,98	656,37	957,47	953,67	708,99	539,59	868,38	494,13	954,95	951,00	933,54
						<i>Time</i>	2:07	9:53	9:58	6:30	9:57	9:57	7:25	5:45	9:53	6:02	9:51	9:55	9:56
						<i>Height</i>	73m	94m	125m	139m	171m	193m	176m	194m	210m	135m	96m	106m	92m
						<i>Landing</i>	0	50	40	30	40	45	45	45	45	0	40	50	40
						<i>Over75m</i>	-	-	-	-	-	-	-	-	-	-	-	-	-
51	THOMAS, WÄCKERLIN	SUI	96	11781,39	85,22	11781,39	962,04	0,00	948,86	470,54	948,78	992,87	917,24	1000,00	962,13	678,51	968,59	958,66	*0,00
						<i>Time</i>	9:57	0	9:53	5:09	9:55	9:58	8:36	9:58	9:55	6:52	9:56	9:58	0
						<i>Height</i>	93m	0m	97m	181m	197m	182m	191m	68m	172m	160m	172m	70m	0m
						<i>Landing</i>	45	0	40	45	50	50	45	0	50	50	45	40	0
						<i>Over75m</i>	-	Yes	-	-	-	-	-	-	-	-	-	-	Yes
52	FRED, SIMIAND	FRA	40	11761,97	85,08	11945,37	949,80	938,39	940,51	267,68	450,86	902,10	*183,40	903,57	904,11	689,36	972,97	930,82	978,30
						<i>Time</i>	9:57	9:58	9:56	3:35	5:48	9:53	5:42	8:17	9:57	5:59	9:50	9:54	9:52
						<i>Height</i>	121m	98m	112m	165m	216m	209m	249m	147m	168m	160m	72m	104m	67m
						<i>Landing</i>	50	45	45	0	50	50	0	45	15	45	40	50	50
						<i>Over75m</i>	-	-	-	-	-	-	-	-	-	-	-	-	-
53	OLEKSANDR, SYNIELY	UKR	106	11745,51	84,96	11905,37	970,11	957,43	706,23	409,51	917,24	756,99	829,75	802,38	979,49	*159,86	966,37	947,74	986,45
						<i>Time</i>	9:56	9:56	7:07	4:16	9:57	9:57	8:15	7:48	9:57	1:53	9:56	9:51	9:58
						<i>Height</i>	91m	100m	85m	154m	205m	238m	154m	159m	148m	136m	85m	45m	48m
						<i>Landing</i>	50	50	35	45	50	50	45	50	50	45	50	30	45
						<i>Over75m</i>	-	-	-	-	-	-	-	-	-	-	-	-	-
54	URI, DE-SWAAN	ISR	54	11729,78	84,85	12021,17	955,89	991,97	955,98	990,86	389,54	954,07	880,79	657,12	396,02	723,40	960,46	971,38	949,37
						<i>Time</i>	9:56	9:57	9:53	9:53	5:35	9:55	7:58	9:57	4:38	7:45	9:56	9:58	9:56
						<i>Height</i>	100m	59m	135m	192m	223m	189m	162m	260m	128m	225m	106m	74m	82m
						<i>Landing</i>	50	50	50	45	50	50	50	50	5	50	40	50	45
						<i>Over75m</i>	-	-	-	-	-	-	-	-	-	-	-	-	-
55	CHRIS, GYSSENS	BEL	10	11708,18	84,69	12165,08	963,56	973,14	983,46	887,64	*456,90	579,58	533,33	552,49	962,43	994,58	962,46	904,20	959,68
						<i>Time</i>	9:56	9:57	9:57	9:16	5:10	6:54	5:54	5:48	9:56	9:57	9:54	9:50	9:54
						<i>Height</i>	92m	62m	105m	164m	170m	158m	209m	196m	201m	182m	83m	98m	64m
						<i>Landing</i>	45	50	50	0	40	0	45	50	45	45	50	30	45
						<i>Over75m</i>	-	-	-	-	-	-	-	-	-	-	-	-	-
56	THOMAS, MERTENS	BEL	11	11549,96	83,55	11549,96	995,19	977,69	581,65	582,59	662,69	758,00	*0,00	878,32	950,09	931,33	977,07	980,13	980,92
						<i>Time</i>	9:58	9:58	5:45	6:14	5:11	5:16	0	9:56	9:55	9:56	9:56	9:57	9:56
						<i>Height</i>	55m	59m	89m	199m	213m	177m	0m	222m	186m	197m	99m	61m	58m
						<i>Landing</i>	50	45	45	50	50	45	0	50	50	45	50	50	50
						<i>Over75m</i>	-	-	-	-	-	-	Yes	-	-	-	-	-	-



# 2019 FAI F5J WORLD CHAMPIONSHIPS

for Electric Model Aircraft

11-17 August 2019

TRNAVA - SLOVAKIA

12257

## SENIORS - OVERALL RESULTS

< Scores - Original >



Rank	Name	Ctry	Pilot #	Score	Pcnt	Raw Score	Rnd1	Rnd2	Rnd3	Rnd4	Rnd5	Rnd6	Rnd7	Rnd8	Rnd9	Rnd10	Rnd11	Rnd12	Rnd13
57	PAOLO, ROTA	ITA	58	11489,21	83,11	11489,21	984,65	1000,00	*0,00	989,23	647,37	326,69	781,31	592,66	695,35	1000,00	984,79	987,28	990,38
						<i>Time</i>	9:58	9:58	0	9:56	4:39	4:12	8:11	7:24	9:55	9:57	9:58	9:58	9:57
						<i>Height</i>	77m	41m	0m	190m	166m	157m	196m	221m	248m	166m	66m	54m	58m
						<i>Landing</i>	50	50	0	50	50	15	50	50	45	50	50	50	50
						<i>Over75m</i>	-	-	Yes	-	-	-	-	-	-	-	-	-	-
58	NOAM, HAGAI	ISR	56	11458,48	82,89	11676,66	410,89	557,82	970,22	*218,18	915,67	803,85	907,65	546,20	789,38	985,98	944,68	944,58	956,52
						<i>Time</i>	4:54	6:22	9:55	3:06	9:10	8:29	8:54	6:15	9:55	9:58	9:51	9:55	9:57
						<i>Height</i>	90m	79m	107m	156m	191m	200m	195m	193m	228m	161m	155m	77m	74m
						<i>Landing</i>	0	0	45	0	45	50	50	20	50	45	50	40	45
						<i>Over75m</i>	-	-	-	-	-	-	-	-	-	-	-	-	-
59	SERGEJS, TIMOFEJEV	LAT	66	11346,10	82,07	11346,10	0,00	950,24	898,97	578,99	909,83	985,07	715,27	453,01	954,39	983,35	*0,00	969,91	983,27
						<i>Time</i>	0	9:57	9:23	6:08	8:59	9:52	6:43	5:16	9:46	9:57	0	9:48	9:57
						<i>Height</i>	0m	91m	96m	191m	169m	96m	180m	161m	153m	172m	0m	41m	60m
						<i>Landing</i>	0	50	50	50	50	50	50	20	45	50	0	45	50
						<i>Over75m</i>	Yes	-	-	-	-	-	-	-	-	Yes	-	-	-
60	AARO, MALILA	FIN	38	11340,55	82,03	11340,55	975,73	974,40	724,28	262,50	1000,00	458,54	*0,00	879,14	935,79	776,01	976,78	916,93	461,35
						<i>Time</i>	9:56	9:57	7:23	3:53	6:17	5:51	0	9:55	9:57	8:40	9:59	9:59	4:27
						<i>Height</i>	86m	76m	75m	172m	184m	149m	0m	213m	191m	115m	78m	39m	55m
						<i>Landing</i>	50	50	45	0	50	0	0	35	45	0	50	0	50
						<i>Over75m</i>	-	-	-	-	-	-	Yes	-	-	-	-	-	-
61	ALEXANDRE, CRUZ	BRA	13	11201,94	81,03	11201,94	1000,00	1000,00	1000,00	1000,00	923,01	1000,00	631,53	0,00	1000,00	521,31	1000,00	1000,00	1000,00
						<i>Time</i>	9:57	9:59	9:58	8:36	9:03	9:58	6:48	0	9:58	5:22	9:58	9:57	9:55
						<i>Height</i>	58m	43m	36m	142m	179m	130m	175m	0m	190m	157m	37m	22m	15m
						<i>Landing</i>	50	50	50	50	50	45	0	0	50	50	45	50	45
						<i>Over75m</i>	-	-	-	-	-	-	Yes	-	-	-	-	-	-
62	GILLES, BECHEPAY	FRA	39	11201,48	81,03	11201,48	952,27	0,00	966,59	949,52	321,77	958,41	671,64	*0,00	1000,00	589,54	967,71	960,25	980,24
						<i>Time</i>	9:57	0	9:57	9:58	4:25	9:57	9:56	0	9:58	5:56	9:53	9:59	9:55
						<i>Height</i>	117m	0m	59m	195m	196m	168m	262m	0m	126m	147m	177m	70m	40m
						<i>Landing</i>	50	0	40	45	0	40	50	0	50	50	50	40	45
						<i>Over75m</i>	-	Yes	-	-	-	-	-	Yes	-	-	-	-	-
63	MAGNUS, HELDUNG	SWE	101	11198,63	81,01	11198,63	905,75	959,97	954,65	0,00	692,24	*0,00	782,27	325,94	852,74	886,94	949,75	992,05	967,15
						<i>Time</i>	9:58	9:54	9:52	0	7:09	0	7:29	4:14	9:58	9:22	9:57	9:57	9:58
						<i>Height</i>	142m	79m	64m	0m	155m	0m	184m	170m	215m	192m	111m	46m	59m
						<i>Landing</i>	40	45	40	0	50	0	40	0	45	40	35	50	35
						<i>Over75m</i>	-	-	-	Yes	-	Yes	-	-	-	-	-	-	-
64	VLADIMIR, MALJUK	RUS	89	11174,19	80,83	11174,19	877,83	929,88	938,54	819,84	978,95	0,00	793,65	373,23	910,96	*0,00	942,67	939,76	933,54
						<i>Time</i>	9:58	9:58	9:56	9:50	7:27	0	9:57	4:20	9:55	0	9:55	9:57	9:54
						<i>Height</i>	111m	109m	142m	223m	205m	0m	229m	179m	201m	0m	99m	94m	78m
						<i>Landing</i>	0	40	40	50	40	0	40	40	40	0	30	35	35
						<i>Over75m</i>	-	-	-	-	-	Yes	-	-	Yes	-	-	-	-





# 2019 FAI F5J WORLD CHAMPIONSHIPS

for Electric Model Aircraft

11-17 August 2019

TRNAVA - SLOVAKIA

12257

## SENIORS - OVERALL RESULTS

< Scores - Original >



Rank	Name	Ctry	Pilot #	Score	Pcnt	Raw Score	Rnd1	Rnd2	Rnd3	Rnd4	Rnd5	Rnd6	Rnd7	Rnd8	Rnd9	Rnd10	Rnd11	Rnd12	Rnd13
65	IMRE, KASZAP	HUN	53	11127,55	80,49	11374,00	964,52	993,59	451,77	629,74	385,42	949,83	892,34	592,86	481,08	*246,45	976,11	926,10	938,29
						Time	9:57	9:58	5:55	5:41	4:39	9:58	7:56	7:56	6:14	5:53	9:56	9:58	9:58
						Height	125m	55m	148m	225m	194m	178m	208m	229m	176m	248m	107m	118m	90m
						Landing	50	50	0	50	40	40	50	35	0	30	50	50	40
						Over75m	-	-	-	-	-	-	-	-	-	-	-	-	-
66	HIDEAKI, SHINOHARA	JPN	62	11054,95	79,97	11383,55	848,18	976,00	<sup>Pnty100</sup> 440,24	757,62	986,51	634,58	670,85	641,90	602,86	*328,60	978,58	994,38	968,38
						Time	9:30	9:55	5:18	6:09	9:54	6:42	7:27	6:42	8:05	4:37	9:56	9:55	9:53
						Height	112m	70m	113m	166m	209m	182m	199m	167m	216m	214m	94m	52m	61m
						Landing	0	50	0	0	45	45	0	40	0	50	45	50	50
						Over75m	-	-	-	-	-	-	-	-	-	-	-	-	-
67	MASSIMO, VERARDI	ITA	59	10916,27	78,96	10916,27	942,56	929,49	970,22	979,46	883,59	789,99	610,04	1000,00	0,00	871,28	970,35	987,19	0,00
						Time	9:57	9:27	9:59	9:48	9:55	5:29	7:25	9:54	0	7:39	9:54	9:55	0
						Height	129m	74m	115m	179m	221m	180m	223m	185m	0m	179m	100m	57m	0m
						Landing	50	50	45	50	50	45	40	45	0	40	45	50	0
						Over75m	-	-	-	-	-	-	-	Yes	-	-	-	-	Yes
68	RUI, PAIVA	POR	85	10867,37	78,61	11183,02	928,74	533,39	993,27	481,82	963,09	375,22	733,99	703,95	597,50	679,60	953,87	981,80	1000,00
						Time	9:55	5:05	9:55	4:36	9:55	4:58	6:57	6:36	6:36	7:35	9:53	9:56	9:57
						Height	123m	55m	110m	165m	158m	163m	179m	152m	204m	157m	108m	41m	39m
						Landing	40	50	50	45	45	0	45	45	50	0	40	45	50
						Over75m	-	-	-	-	-	-	-	-	-	-	-	-	-
69	GERHARD, NÖSSING	AUT	9	10736,54	77,66	10736,54	975,94	994,40	617,11	265,66	321,01	946,37	681,00	990,85	943,65	959,66	811,52	990,46	295,82
						Time	9:55	9:57	6:22	3:47	4:01	9:56	7:37	9:55	9:56	9:57	8:07	9:58	2:46
						Height	63m	51m	101m	191m	201m	188m	209m	197m	170m	166m	144m	50m	54m
						Landing	45	50	40	0	40	45	50	45	50	45	50	50	45
						Over75m	-	-	-	-	-	-	-	-	-	-	-	-	-
70	OTTO, JÆGER	NOR	74	10699,80	77,40	11037,42	935,04	930,92	364,95	1000,00	746,53	505,80	985,07	678,88	714,29	448,07	917,63	930,92	*337,62
						Time	9:58	9:57	3:56	7:15	9:33	5:51	9:59	7:46	8:14	7:02	9:53	9:52	4:41
						Height	130m	135m	78m	209m	231m	172m	207m	208m	198m	227m	172m	125m	142m
						Landing	50	50	30	35	50	40	50	10	0	20	50	50	0
						Over75m	-	-	-	-	-	-	-	-	-	-	-	-	-
71	PETER, HOFFMANN	AUT	8	10680,04	77,25	10680,04	0,00	975,90	972,16	416,82	810,53	827,54	706,86	903,28	935,46	*0,00	917,28	915,88	954,33
						Time	0	9:57	9:57	5:01	6:46	5:49	6:45	9:58	9:50	0	9:54	9:57	9:56
						Height	0m	69m	72m	146m	216m	193m	189m	208m	173m	0m	128m	129m	101m
						Landing	0	45	50	0	50	45	50	35	40	0	30	50	50
						Over75m	Yes	-	-	-	-	-	-	-	Yes	-	-	-	-
72	PANTELEIMON, NTANA	GRE	49	10667,00	77,16	10667,00	875,10	869,32	932,63	712,58	585,94	911,56	445,10	328,83	*0,00	886,70	696,58	939,87	932,75
						Time	9:37	9:59	9:50	6:12	6:30	9:31	5:20	4:16	0	9:58	7:47	9:57	9:53
						Height	151m	107m	101m	211m	185m	191m	186m	171m	0m	173m	119m	96m	97m
						Landing	45	0	35	30	40	45	0	0	0	5	0	45	45
						Over75m	-	-	-	-	-	-	-	Yes	-	-	-	-	-



# 2019 FAI F5J WORLD CHAMPIONSHIPS

for Electric Model Aircraft

11-17 August 2019

TRNAVA - SLOVAKIA

12257

## SENIORS - OVERALL RESULTS

< Scores - Original >



Rank	Name	Ctry	Pilot #	Score	Pcnt	Raw Score	Rnd1	Rnd2	Rnd3	Rnd4	Rnd5	Rnd6	Rnd7	Rnd8	Rnd9	Rnd10	Rnd11	Rnd12	Rnd13
73	NIKOLA, FRANČIĆ	CRO	21	10630,67	76,90	10630,67	986,37	1000,00	957,14	759,60	953,45	0,00	642,72	454,79	*0,00	369,96	993,59	1000,00	992,92
						<i>Time</i>	<i>9:57</i>	<i>9:57</i>	<i>9:43</i>	<i>8:20</i>	<i>9:56</i>	<i>0</i>	<i>7:15</i>	<i>8:30</i>	<i>0</i>	<i>3:48</i>	<i>9:58</i>	<i>9:58</i>	<i>9:57</i>
						<i>Height</i>	<i>64m</i>	<i>45m</i>	<i>60m</i>	<i>223m</i>	<i>186m</i>	<i>0m</i>	<i>181m</i>	<i>252m</i>	<i>0m</i>	<i>115m</i>	<i>45m</i>	<i>32m</i>	<i>32m</i>
						<i>Landing</i>	<i>50</i>	<i>50</i>	<i>50</i>	<i>45</i>	<i>50</i>	<i>0</i>	<i>0</i>	<i>0</i>	<i>0</i>	<i>45</i>	<i>45</i>	<i>50</i>	<i>50</i>
						<i>Over75m</i>	-	-	-	-	-	<i>Yes</i>	-	-	<i>Yes</i>	-	-	-	-
74	ANDREI, YAKOVLEV	LAT	67	10573,03	76,48	10573,03	970,30	970,40	926,05	1000,00	1000,00	0,00	1000,00	943,83	851,72	465,70	959,05	984,74	0,00
						<i>Time</i>	<i>9:55</i>	<i>9:54</i>	<i>9:57</i>	<i>9:52</i>	<i>9:53</i>	<i>0</i>	<i>8:25</i>	<i>9:55</i>	<i>9:53</i>	<i>5:05</i>	<i>9:57</i>	<i>9:58</i>	<i>0</i>
						<i>Height</i>	<i>114m</i>	<i>75m</i>	<i>142m</i>	<i>135m</i>	<i>126m</i>	<i>0m</i>	<i>189m</i>	<i>181m</i>	<i>224m</i>	<i>184m</i>	<i>123m</i>	<i>70m</i>	<i>0m</i>
						<i>Landing</i>	<i>50</i>	<i>50</i>	<i>50</i>	<i>50</i>	<i>50</i>	<i>0</i>	<i>40</i>	<i>50</i>	<i>50</i>	<i>45</i>	<i>50</i>	<i>50</i>	<i>0</i>
						<i>Over75m</i>	-	-	-	-	-	<i>Yes</i>	-	-	-	-	-	-	<i>Yes</i>
75	TOMMY, PERSSON	DNK	29	10556,67	76,36	10971,05	*414,38	886,26	920,03	707,50	873,82	603,62	772,48	568,95	830,95	574,93	855,15	889,16	914,94
						<i>Time</i>	<i>5:38</i>	<i>9:54</i>	<i>9:53</i>	<i>8:34</i>	<i>9:50</i>	<i>5:54</i>	<i>8:09</i>	<i>7:38</i>	<i>9:52</i>	<i>8:47</i>	<i>9:30</i>	<i>9:57</i>	<i>9:52</i>
						<i>Height</i>	<i>163m</i>	<i>166m</i>	<i>193m</i>	<i>209m</i>	<i>207m</i>	<i>219m</i>	<i>227m</i>	<i>221m</i>	<i>211m</i>	<i>233m</i>	<i>210m</i>	<i>157m</i>	<i>113m</i>
						<i>Landing</i>	<i>0</i>	<i>50</i>	<i>50</i>	<i>0</i>	<i>40</i>	<i>20</i>	<i>40</i>	<i>0</i>	<i>35</i>	<i>0</i>	<i>50</i>	<i>35</i>	<i>40</i>
						<i>Over75m</i>	-	-	-	-	-	-	-	-	-	-	-	-	-
76	KONSTANTINOS, SPIRI	GRE	50	10543,96	76,27	10821,74	917,48	929,32	935,69	801,57	532,91	288,56	650,79	556,17	841,65	462,75	907,50	835,87	941,50
						<i>Time</i>	<i>9:48</i>	<i>9:49</i>	<i>9:56</i>	<i>8:40</i>	<i>5:50</i>	<i>4:09</i>	<i>8:59</i>	<i>5:52</i>	<i>9:49</i>	<i>4:44</i>	<i>9:44</i>	<i>8:39</i>	<i>9:44</i>
						<i>Height</i>	<i>132m</i>	<i>121m</i>	<i>88m</i>	<i>189m</i>	<i>199m</i>	<i>150m</i>	<i>240m</i>	<i>190m</i>	<i>215m</i>	<i>140m</i>	<i>198m</i>	<i>84m</i>	<i>77m</i>
						<i>Landing</i>	<i>45</i>	<i>50</i>	<i>30</i>	<i>35</i>	<i>45</i>	<i>0</i>	<i>50</i>	<i>45</i>	<i>45</i>	<i>50</i>	<i>35</i>	<i>45</i>	<i>50</i>
						<i>Over75m</i>	-	-	-	-	-	-	-	-	-	-	-	-	-
77	ANDRES, BALAS	ARG	1	10512,66	76,04	10823,06	869,29	890,04	786,79	765,56	423,46	928,32	609,32	786,37	809,08	*310,40	826,19	726,27	945,51
						<i>Time</i>	<i>9:58</i>	<i>9:53</i>	<i>7:53</i>	<i>7:02</i>	<i>6:16</i>	<i>9:57</i>	<i>7:51</i>	<i>9:56</i>	<i>9:56</i>	<i>3:32</i>	<i>8:45</i>	<i>7:46</i>	<i>9:44</i>
						<i>Height</i>	<i>112m</i>	<i>69m</i>	<i>57m</i>	<i>211m</i>	<i>215m</i>	<i>162m</i>	<i>217m</i>	<i>223m</i>	<i>220m</i>	<i>144m</i>	<i>137m</i>	<i>114m</i>	<i>78m</i>
						<i>Landing</i>	<i>0</i>	<i>0</i>	<i>50</i>	<i>0</i>	<i>0</i>	<i>15</i>	<i>20</i>	<i>0</i>	<i>45</i>	<i>45</i>	<i>45</i>	<i>50</i>	<i>45</i>
						<i>Over75m</i>	-	-	-	-	-	-	-	-	-	-	-	-	-
78	JIM, HOUDALAKIS	AUS	4	10487,54	75,86	10487,54	952,34	964,80	962,70	859,55	852,63	977,61	631,53	636,78	0,00	514,89	*0,00	957,28	899,84
						<i>Time</i>	<i>9:56</i>	<i>9:54</i>	<i>9:57</i>	<i>9:52</i>	<i>6:10</i>	<i>9:54</i>	<i>7:14</i>	<i>8:28</i>	<i>0</i>	<i>5:30</i>	<i>0</i>	<i>9:56</i>	<i>9:55</i>
						<i>Height</i>	<i>113m</i>	<i>52m</i>	<i>61m</i>	<i>226m</i>	<i>192m</i>	<i>99m</i>	<i>191m</i>	<i>225m</i>	<i>0m</i>	<i>211m</i>	<i>0m</i>	<i>82m</i>	<i>108m</i>
						<i>Landing</i>	<i>50</i>	<i>35</i>	<i>40</i>	<i>45</i>	<i>50</i>	<i>45</i>	<i>0</i>	<i>15</i>	<i>0</i>	<i>45</i>	<i>0</i>	<i>50</i>	<i>25</i>
						<i>Over75m</i>	-	-	-	-	-	-	-	-	<i>Yes</i>	-	<i>Yes</i>	-	-
79	MIKE BERNARD, VOS	RSA	87	10413,59	75,33	10413,59	926,38	918,88	873,81	186,87	322,92	951,32	809,52	281,91	595,71	787,91	*0,00	907,00	957,53
						<i>Time</i>	<i>9:51</i>	<i>9:57</i>	<i>9:50</i>	<i>2:56</i>	<i>3:53</i>	<i>6:32</i>	<i>9:04</i>	<i>4:02</i>	<i>7:22</i>	<i>8:21</i>	<i>0</i>	<i>9:52</i>	<i>9:52</i>
						<i>Height</i>	<i>127m</i>	<i>130m</i>	<i>99m</i>	<i>167m</i>	<i>194m</i>	<i>200m</i>	<i>210m</i>	<i>166m</i>	<i>218m</i>	<i>199m</i>	<i>0m</i>	<i>123m</i>	<i>79m</i>
						<i>Landing</i>	<i>45</i>	<i>40</i>	<i>10</i>	<i>0</i>	<i>50</i>	<i>50</i>	<i>45</i>	<i>0</i>	<i>45</i>	<i>35</i>	<i>0</i>	<i>40</i>	<i>45</i>
						<i>Over75m</i>	-	-	-	-	-	-	-	-	-	<i>Yes</i>	-	-	-
80	PETER, ZWEERS	NED	73	10394,13	75,19	10394,13	971,68	956,03	955,39	112,36	381,90	864,53	934,59	989,26	*0,00	578,72	568,32	172,17	994,37
						<i>Time</i>	<i>9:56</i>	<i>9:54</i>	<i>9:54</i>	<i>2:28</i>	<i>4:13</i>	<i>9:54</i>	<i>9:50</i>	<i>9:56</i>	<i>0</i>	<i>5:12</i>	<i>6:04</i>	<i>1:34</i>	<i>9:57</i>
						<i>Height</i>	<i>91m</i>	<i>84m</i>	<i>153m</i>	<i>176m</i>	<i>143m</i>	<i>218m</i>	<i>187m</i>	<i>187m</i>	<i>0m</i>	<i>180m</i>	<i>150m</i>	<i>39m</i>	<i>47m</i>
						<i>Landing</i>	<i>50</i>	<i>35</i>	<i>50</i>	<i>0</i>	<i>40</i>	<i>45</i>	<i>25</i>	<i>50</i>	<i>0</i>	<i>50</i>	<i>50</i>	<i>35</i>	<i>45</i>
						<i>Over75m</i>	-	-	-	-	-	-	-	-	<i>Yes</i>	-	-	-	-



# 2019 FAI F5J WORLD CHAMPIONSHIPS

for Electric Model Aircraft

11-17 August 2019

TRNAVA - SLOVAKIA

12257

## SENIORS - OVERALL RESULTS

< Scores - Original >



Rank	Name	Ctry	Pilot #	Score	Pcnt	Raw Score	Rnd1	Rnd2	Rnd3	Rnd4	Rnd5	Rnd6	Rnd7	Rnd8	Rnd9	Rnd10	Rnd11	Rnd12	Rnd13
81	WIESLAW, POTOCZEK	POL	82	10390,25	75,16	10662,98	896,55	922,71	906,15	*272,73	782,09	310,16	696,08	874,77	283,00	667,55	994,87	939,95	392,03
						<i>Time</i>	9:56	9:57	9:54	3:00	6:15	4:22	7:40	9:51	3:35	6:58	9:56	9:55	4:14
						<i>Height</i>	144m	136m	177m	170m	216m	176m	215m	222m	187m	173m	118m	116m	96m
						<i>Landing</i>	35	50	40	40	35	0	40	50	35	45	45	50	40
						<i>Over75m</i>	-	-	-	-	-	-	-	-	-	-	-	-	-
82	VIKTOR, FRUNZE	RUS	88	10355,68	74,91	10434,67	827,06	907,93	549,21	*78,99	633,00	609,63	490,14	794,60	463,33	924,50	889,51	693,35	924,48
						<i>Time</i>	9:03	9:45	5:53	5:34	8:13	7:26	6:00	8:09	8:15	9:54	9:52	7:26	9:46
						<i>Height</i>	133m	136m	142m	280m	224m	218m	173m	209m	262m	176m	143m	116m	99m
						<i>Landing</i>	40	50	50	50	30	50	0	50	50	45	35	45	45
						<i>Over75m</i>	-	-	-	-	-	-	-	-	-	-	-	-	-
83	MARKO, ZUBALIC	SLO	93	10314,38	74,61	10314,38	936,65	989,41	965,08	658,14	283,24	985,99	796,89	572,07	917,81	589,70	908,27	722,18	603,19
						<i>Time</i>	9:57	9:52	9:57	6:49	3:50	9:52	6:57	6:37	9:54	6:11	9:54	7:44	6:05
						<i>Height</i>	116m	69m	78m	188m	166m	158m	176m	195m	196m	155m	179m	96m	73m
						<i>Landing</i>	45	50	50	45	0	50	30	20	40	50	50	35	50
						<i>Over75m</i>	-	-	-	-	-	-	-	-	-	-	-	-	-
84	SILVIU, IORDAN	ROU	86	10241,31	74,08	10241,31	*0,00	830,93	379,37	875,50	1000,00	651,52	998,89	725,18	994,73	876,68	305,41	985,75	237,34
						<i>Time</i>	0	8:14	3:38	6:20	9:44	6:40	8:10	8:15	9:58	8:49	3:42	9:56	3:01
						<i>Height</i>	0m	51m	38m	199m	103m	169m	180m	212m	163m	113m	94m	47m	82m
						<i>Landing</i>	0	50	40	50	50	50	50	50	50	50	0	50	10
						<i>Over75m</i>	-	-	-	-	-	-	-	-	-	-	-	-	-
85	JULIO, CONTRERAS AR	ESP	30	10197,97	73,77	10197,97	949,11	989,56	0,00	791,99	709,01	1000,00	0,00	843,55	981,93	*0,00	978,38	981,80	977,06
						<i>Time</i>	9:58	9:54	0	8:15	7:35	9:55	0	9:55	9:57	0	9:57	9:56	9:53
						<i>Height</i>	71m	56m	0m	180m	174m	148m	0m	228m	153m	0m	72m	51m	41m
						<i>Landing</i>	25	50	0	50	45	50	0	50	50	0	50	50	45
						<i>Over75m</i>	-	-	Yes	-	-	-	Yes	-	Yes	-	-	-	
86	STEIN-VIDAR, TORØ	NOR	76	10158,89	73,48	10158,89	*0,00	755,20	922,25	998,68	309,25	786,71	750,74	363,48	519,79	620,57	886,58	650,16	840,19
						<i>Time</i>	0	8:15	9:58	8:09	4:11	9:58	8:25	6:59	8:49	8:27	9:57	7:19	9:54
						<i>Height</i>	0m	126m	171m	204m	191m	221m	218m	238m	259m	234m	174m	131m	201m
						<i>Landing</i>	0	40	45	0	5	15	30	0	50	45	45	40	40
						<i>Over75m</i>	Yes	-	-	-	-	-	-	-	-	-	-	-	-
87	JYRKI, AHVENAINEN	FIN	36	10101,63	73,07	10234,96	943,29	900,72	965,79	*133,33	340,28	216,64	513,51	852,77	988,59	328,60	975,24	935,08	960,25
						<i>Time</i>	9:56	9:58	9:55	4:59	5:24	3:39	5:18	9:56	9:55	4:18	9:58	9:47	9:53
						<i>Height</i>	101m	71m	76m	256m	221m	213m	194m	215m	164m	146m	75m	63m	58m
						<i>Landing</i>	45	0	50	35	35	45	45	50	50	0	50	35	40
						<i>Over75m</i>	-	-	-	-	-	-	-	-	-	-	-	-	-
88	LUKA, KAPETER	DNK	28	10094,68	73,02	10094,68	946,49	902,40	417,70	419,50	*0,00	366,55	861,08	425,41	904,27	535,62	926,29	927,67	907,85
						<i>Time</i>	9:56	9:45	4:16	6:59	0	4:19	9:23	6:47	9:55	6:14	9:56	9:52	9:50
						<i>Height</i>	107m	82m	77m	226m	0m	185m	222m	242m	192m	204m	151m	94m	137m
						<i>Landing</i>	50	20	35	0	0	45	40	50	30	50	45	45	45
						<i>Over75m</i>	-	-	-	-	Yes	-	-	-	-	-	-	-	-



# 2019 FAI F5J WORLD CHAMPIONSHIPS

for Electric Model Aircraft

11-17 August 2019

TRNAVA - SLOVAKIA

12257

## SENIORS - OVERALL RESULTS

< Scores - Original >



Rank	Name	Ctry	Pilot #	Score	Pcnt	Raw Score	Rnd1	Rnd2	Rnd3	Rnd4	Rnd5	Rnd6	Rnd7	Rnd8	Rnd9	Rnd10	Rnd11	Rnd12	Rnd13
89	ÓSCAR, LOPES	POR	83	10046,83	72,67	10046,83	591,58	971,56	967,46	734,92	280,35	965,40	557,84	508,29	925,37	581,91	494,87	1000,00	*0,00
						<i>Time</i>	<i>5:58</i>	<i>9:57</i>	<i>9:57</i>	<i>7:02</i>	<i>3:37</i>	<i>9:56</i>	<i>5:43</i>	<i>5:04</i>	<i>9:58</i>	<i>5:08</i>	<i>4:59</i>	<i>9:57</i>	<i>0</i>
						<i>Height</i>	<i>89m</i>	<i>64m</i>	<i>75m</i>	<i>140m</i>	<i>143m</i>	<i>116m</i>	<i>138m</i>	<i>146m</i>	<i>192m</i>	<i>159m</i>	<i>119m</i>	<i>36m</i>	<i>0m</i>
						<i>Landing</i>	<i>45</i>	<i>50</i>	<i>50</i>	<i>50</i>	<i>0</i>	<i>20</i>	<i>25</i>	<i>45</i>	<i>25</i>	<i>45</i>	<i>50</i>	<i>50</i>	<i>0</i>
						<i>Over75m</i>	-	-	-	-	-	-	-	-	-	-	-	-	<i>Yes</i>
90	MASAYOSHI, SEKINE	JPN	61	10026,98	72,53	10026,98	948,18	939,76	915,87	284,56	567,24	315,42	291,18	405,14	942,81	925,53	*0,00	914,49	961,45
						<i>Time</i>	<i>9:49</i>	<i>9:46</i>	<i>9:57</i>	<i>4:02</i>	<i>6:44</i>	<i>3:41</i>	<i>3:52</i>	<i>5:16</i>	<i>9:55</i>	<i>8:52</i>	<i>0</i>	<i>9:42</i>	<i>9:56</i>
						<i>Height</i>	<i>97m</i>	<i>102m</i>	<i>140m</i>	<i>167m</i>	<i>205m</i>	<i>168m</i>	<i>167m</i>	<i>185m</i>	<i>149m</i>	<i>214m</i>	<i>0m</i>	<i>89m</i>	<i>70m</i>
						<i>Landing</i>	<i>45</i>	<i>50</i>	<i>50</i>	<i>0</i>	<i>40</i>	<i>45</i>	<i>0</i>	<i>5</i>	<i>40</i>	<i>45</i>	<i>0</i>	<i>40</i>	<i>50</i>
						<i>Over75m</i>	-	-	-	-	-	-	-	-	-	<i>Yes</i>	-	-	-
91	RICHARD, LLOYD	GBR	44	9943,62	71,93	10157,65	895,75	950,33	863,64	228,90	586,84	732,96	716,98	294,80	804,70	*214,03	894,32	894,70	227,49
						<i>Time</i>	<i>9:58</i>	<i>9:57</i>	<i>9:55</i>	<i>3:10</i>	<i>5:25</i>	<i>5:59</i>	<i>8:26</i>	<i>5:16</i>	<i>9:14</i>	<i>3:00</i>	<i>9:51</i>	<i>9:57</i>	<i>2:23</i>
						<i>Height</i>	<i>149m</i>	<i>117m</i>	<i>126m</i>	<i>195m</i>	<i>214m</i>	<i>191m</i>	<i>241m</i>	<i>253m</i>	<i>203m</i>	<i>169m</i>	<i>165m</i>	<i>154m</i>	<i>93m</i>
						<i>Landing</i>	<i>35</i>	<i>45</i>	<i>0</i>	<i>35</i>	<i>40</i>	<i>0</i>	<i>40</i>	<i>45</i>	<i>0</i>	<i>25</i>	<i>50</i>	<i>45</i>	<i>45</i>
						<i>Over75m</i>	-	-	-	-	-	-	-	-	-	-	-	-	-
92	DAMIR, KOSIR	CRO	23	9929,36	71,82	9929,36	1000,00	990,36	1000,00	558,35	329,48	0,00	585,91	605,89	957,19	1000,00	*0,00	975,63	100,16
						<i>Time</i>	<i>9:57</i>	<i>9:59</i>	<i>9:55</i>	<i>6:06</i>	<i>4:24</i>	<i>0</i>	<i>5:42</i>	<i>6:20</i>	<i>9:56</i>	<i>9:56</i>	<i>0</i>	<i>9:56</i>	<i>1:21</i>
						<i>Height</i>	<i>46m</i>	<i>55m</i>	<i>86m</i>	<i>110m</i>	<i>186m</i>	<i>0m</i>	<i>167m</i>	<i>192m</i>	<i>164m</i>	<i>184m</i>	<i>0m</i>	<i>51m</i>	<i>37m</i>
						<i>Landing</i>	<i>45</i>	<i>45</i>	<i>50</i>	<i>0</i>	<i>0</i>	<i>0</i>	<i>45</i>	<i>45</i>	<i>45</i>	<i>50</i>	<i>0</i>	<i>50</i>	<i>0</i>
						<i>Over75m</i>	-	-	-	-	-	<i>Yes</i>	-	-	-	<i>Yes</i>	-	-	-
93	BRUNO, SCHAFFER	SUI	95	9893,34	71,56	9893,34	951,46	919,94	699,49	702,25	759,24	905,43	842,40	674,36	0,00	478,34	772,65	*0,00	935,10
						<i>Time</i>	<i>9:56</i>	<i>9:48</i>	<i>7:50</i>	<i>7:30</i>	<i>9:51</i>	<i>9:56</i>	<i>6:50</i>	<i>7:46</i>	<i>0</i>	<i>8:32</i>	<i>7:31</i>	<i>0</i>	<i>9:49</i>
						<i>Height</i>	<i>86m</i>	<i>97m</i>	<i>109m</i>	<i>205m</i>	<i>240m</i>	<i>208m</i>	<i>161m</i>	<i>192m</i>	<i>0m</i>	<i>264m</i>	<i>78m</i>	<i>0m</i>	<i>81m</i>
						<i>Landing</i>	<i>35</i>	<i>35</i>	<i>0</i>	<i>40</i>	<i>50</i>	<i>45</i>	<i>50</i>	<i>10</i>	<i>0</i>	<i>45</i>	<i>40</i>	<i>0</i>	<i>35</i>
						<i>Over75m</i>	-	-	-	-	-	-	-	<i>Yes</i>	-	-	<i>Yes</i>	-	-
94	JOAQUIN, SALVADOR	ARG	2	9751,34	70,54	10043,26	972,04	973,14	902,36	*291,92	399,81	973,57	784,83	432,98	758,97	523,09	858,12	983,99	371,04
						<i>Time</i>	<i>9:57</i>	<i>9:57</i>	<i>9:57</i>	<i>3:55</i>	<i>4:13</i>	<i>6:35</i>	<i>9:51</i>	<i>4:11</i>	<i>9:57</i>	<i>5:30</i>	<i>9:57</i>	<i>9:52</i>	<i>4:23</i>
						<i>Height</i>	<i>77m</i>	<i>62m</i>	<i>152m</i>	<i>181m</i>	<i>181m</i>	<i>190m</i>	<i>232m</i>	<i>153m</i>	<i>231m</i>	<i>151m</i>	<i>215m</i>	<i>55m</i>	<i>57m</i>
						<i>Landing</i>	<i>50</i>	<i>50</i>	<i>15</i>	<i>0</i>	<i>45</i>	<i>50</i>	<i>50</i>	<i>50</i>	<i>40</i>	<i>40</i>	<i>50</i>	<i>50</i>	<i>0</i>
						<i>Over75m</i>	-	-	-	-	-	-	-	-	-	-	-	-	-
95	PÄRTEL-PEETER, KRU	EST	33	9726,46	70,36	9726,46	0,00	869,88	962,96	766,89	822,37	0,00	705,42	*0,00	215,75	673,76	903,35	942,35	926,83
						<i>Time</i>	<i>0</i>	<i>9:49</i>	<i>9:54</i>	<i>5:25</i>	<i>5:38</i>	<i>0</i>	<i>6:59</i>	<i>0</i>	<i>3:01</i>	<i>7:34</i>	<i>9:57</i>	<i>9:53</i>	<i>9:43</i>
						<i>Height</i>	<i>0m</i>	<i>195m</i>	<i>134m</i>	<i>151m</i>	<i>151m</i>	<i>0m</i>	<i>202m</i>	<i>0m</i>	<i>110m</i>	<i>208m</i>	<i>153m</i>	<i>109m</i>	<i>88m</i>
						<i>Landing</i>	<i>0</i>	<i>50</i>	<i>45</i>	<i>40</i>	<i>50</i>	<i>0</i>	<i>45</i>	<i>0</i>	<i>0</i>	<i>50</i>	<i>45</i>	<i>50</i>	<i>50</i>
						<i>Over75m</i>	-	-	-	-	-	<i>Yes</i>	-	<i>Yes</i>	-	-	-	-	-
96	TIMO, JALASTERÄ	FIN	37	9559,28	69,15	9559,28	0,00	911,55	913,15	322,89	423,81	623,09	695,90	557,23	745,16	717,51	976,11	839,62	880,41
						<i>Time</i>	<i>0</i>	<i>9:58</i>	<i>9:31</i>	<i>4:45</i>	<i>5:00</i>	<i>5:21</i>	<i>8:04</i>	<i>6:40</i>	<i>9:47</i>	<i>7:30</i>	<i>9:58</i>	<i>8:59</i>	<i>9:51</i>
						<i>Height</i>	<i>0m</i>	<i>142m</i>	<i>128m</i>	<i>199m</i>	<i>205m</i>	<i>209m</i>	<i>207m</i>	<i>207m</i>	<i>228m</i>	<i>195m</i>	<i>111m</i>	<i>100m</i>	<i>63m</i>
						<i>Landing</i>	<i>0</i>	<i>45</i>	<i>45</i>	<i>0</i>	<i>50</i>	<i>30</i>	<i>10</i>	<i>35</i>	<i>40</i>	<i>45</i>	<i>50</i>	<i>45</i>	<i>0</i>
						<i>Over75m</i>	<i>Yes</i>	-	-	-	-	-	-	-	-	-	-	-	-



# 2019 FAI F5J WORLD CHAMPIONSHIPS

for Electric Model Aircraft

11-17 August 2019

TRNAVA - SLOVAKIA

12257

## SENIORS - OVERALL RESULTS

< Scores - Original >



Rank	Name	Ctry	Pilot #	Score	Pcnt	Raw Score	Rnd1	Rnd2	Rnd3	Rnd4	Rnd5	Rnd6	Rnd7	Rnd8	Rnd9	Rnd10	Rnd11	Rnd12	Rnd13
97	PAAVO, PUDAN	EST	35	9328,94	67,48	9328,94	*0,00	908,37	958,64	455,12	427,59	975,48	617,73	362,91	930,64	282,98	779,23	919,30	176,10
						Time	0	9:57	9:57	4:53	5:36	9:53	5:51	4:04	9:56	4:02	8:09	9:55	2:52
						Height	0m	124m	135m	179m	176m	172m	165m	179m	192m	203m	185m	118m	123m
						Landing	0	35	50	50	0	50	45	50	30	0	50	45	0
						Over75m	Yes	-	-	-	-	-	-	-	-	-	-	-	-
98	CONNYY, ULVESTAF	SWE	102	9054,29	65,49	9054,29	*0,00	899,84	389,07	235,35	697,37	588,44	793,91	610,50	703,96	815,45	671,79	235,76	940,71
						Time	0	9:06	4:43	2:52	6:50	6:58	8:17	6:26	9:53	9:56	7:05	2:10	9:50
						Height	0m	69m	82m	151m	215m	164m	188m	199m	243m	207m	164m	52m	80m
						Landing	0	50	0	20	0	0	40	45	45	0	50	45	45
						Over75m	Yes	-	-	-	-	-	-	-	-	-	-	-	-
99	DAVID, WEBB	CAN	19	9019,87	65,25	9019,87	957,50	988,60	976,13	0,00	335,44	1000,00	655,94	671,44	0,00	0,00	*0,00	989,56	951,12
						Time	9:56	9:57	9:55	6:05	8:13	9:56	5:04	9:58	0	0	0	9:57	9:55
						Height	88m	70m	63m	302m	269m	86m	117m	256m	0m	0m	0m	62m	103m
						Landing	45	45	50	0	0	50	50	45	0	0	0	50	50
						Over75m	-	-	-	-	-	-	-	-	Yes	Yes	Yes	-	-
100	NOBUYUKI, CHUJO	JPN	60	8999,57	65,10	8999,57	291,90	595,35	706,44	229,46	394,13	810,95	488,54	502,22	927,13	*0,00	576,58	903,92	901,90
						Time	4:05	7:14	8:32	2:49	8:55	9:58	9:42	6:20	9:56	0	6:26	9:42	9:52
						Height	126m	125m	176m	151m	290m	203m	285m	194m	201m	0m	108m	115m	104m
						Landing	0	0	20	35	50	0	50	0	35	0	20	40	30
						Over75m	-	-	-	-	-	-	-	-	Yes	-	-	-	-
101	STOYCHO, NIKOLAEV	BUL	18	8972,44	64,90	8972,44	979,15	990,23	967,04	273,31	807,46	0,00	666,02	980,50	314,65	897,65	640,49	972,31	0,00
						Time	9:55	9:57	9:58	3:46	5:18	0	6:44	9:56	3:50	9:57	6:19	9:56	0
						Height	69m	68m	93m	153m	195m	0m	203m	186m	202m	164m	124m	53m	0m
						Landing	50	45	50	0	50	0	50	50	50	20	50	45	0
						Over75m	-	-	-	-	-	Yes	-	-	-	-	-	-	Yes
102	MAXIM, FIRAGO	KAZ	63	8905,93	64,42	8905,93	0,00	832,67	921,43	447,32	686,21	*0,00	511,58	700,10	738,46	538,12	505,45	903,61	<sup>Pnty100</sup> 859,17
						Time	0	9:59	9:54	5:50	7:37	0	6:03	7:48	9:58	6:00	5:33	9:57	9:37
						Height	0m	153m	97m	199m	188m	0m	196m	205m	237m	176m	163m	109m	152m
						Landing	0	0	35	0	35	0	0	10	45	35	50	20	45
						Over75m	Yes	-	-	-	-	Yes	-	-	-	-	-	-	-
103	HENRI, PEDERSEN	NOR	75	8507,42	61,54	8507,42	927,94	169,74	632,89	899,91	741,79	*0,00	591,40	450,75	395,08	378,33	730,93	705,36	902,44
						Time	9:55	2:27	6:47	9:57	4:52	0	7:22	5:03	4:20	5:09	7:59	7:39	9:52
						Height	134m	82m	142m	200m	177m	0m	204m	188m	160m	207m	176m	137m	87m
						Landing	45	0	45	20	45	0	0	45	45	25	45	50	25
						Over75m	-	-	-	-	-	Yes	-	-	-	-	-	-	-
104	BRUNO, MALMEGRIM	BRA	15	7581,24	54,84	7581,24	221,78	*0,00	862,79	402,09	418,97	748,25	376,45	434,04	379,25	611,70	463,25	803,80	730,77
						Time	3:41	0	9:22	5:27	7:17	9:58	5:17	7:01	7:58	9:56	5:26	9:56	9:50
						Height	165m	0m	189m	192m	243m	235m	224m	237m	272m	257m	160m	211m	228m
						Landing	0	0	45	0	35	35	50	45	50	20	25	45	50
						Over75m	-	Yes	-	-	-	-	-	-	-	-	-	-	-



# 2019 FAI F5J WORLD CHAMPIONSHIPS

for Electric Model Aircraft

11-17 August 2019

TRNAVA - SLOVAKIA

12257

## SENIORS - OVERALL RESULTS

< Scores - Original >



Rank	Name	Ctry	Pilot #	Score	Pcnt	Raw Score	Rnd1	Rnd2	Rnd3	Rnd4	Rnd5	Rnd6	Rnd7	Rnd8	Rnd9	Rnd10	Rnd11	Rnd12	Rnd13
105	VIKTOR, LITT	KAZ	64	7500,77	54,26	7500,77	*0,00	481,99	423,23	363,79	351,32	608,58	325,49	377,66	513,42	338,30	856,67	319,46	838,42
						<i>Time</i>	0	5:31	5:31	4:30	3:32	6:59	4:17	4:56	7:00	4:05	9:58	3:34	9:57
						<i>Height</i>	0m	110m	130m	172m	157m	143m	182m	166m	211m	172m	156m	109m	151m
						<i>Landing</i>	0	25	0	25	0	0	0	0	0	0	0	40	0
						<i>Over75m</i>	-	-	-	-	-	-	-	-	-	-	-	-	-
106	VLADISLAVS, SAIKO	LAT	65	7139,33	51,64	7139,33	0,00	952,76	885,38	457,73	407,51	0,00	363,73	495,12	731,62	576,60	*0,00	337,03	904,61
						<i>Time</i>	0	9:53	9:52	3:58	4:22	0	4:10	7:13	9:57	6:01	0	3:31	9:45
						<i>Height</i>	0m	96m	188m	162m	141m	0m	129m	218m	223m	180m	0m	86m	122m
						<i>Landing</i>	0	50	35	0	20	0	0	0	0	0	0	45	45
						<i>Over75m</i>	Yes	-	-	-	-	Yes	-	-	-	-	Yes	-	-
107	FRANCISCO, MACHAD	POR	84	6881,49	49,78	6881,49	826,33	267,41	311,09	680,79	357,47	780,25	490,20	316,92	221,37	327,04	663,18	420,89	858,39
						<i>Time</i>	9:55	3:49	4:22	5:08	4:06	5:40	5:36	3:45	3:47	3:56	9:29	4:48	9:39
						<i>Height</i>	187m	124m	147m	182m	192m	179m	182m	176m	195m	161m	238m	134m	123m
						<i>Landing</i>	10	0	5	40	45	30	5	40	0	35	25	45	25
						<i>Over75m</i>	-	-	-	-	-	-	-	-	-	-	-	-	-
108	JEAN, DORAIS	CAN	20	6453,17	46,68	6453,17	0,00	815,96	755,63	0,00	0,00	0,00	466,01	331,20	*0,00	538,81	832,36	530,02	910,31
						<i>Time</i>	0	9:54	8:37	0	0	0	5:11	3:58	0	6:20	9:23	5:55	9:56
						<i>Height</i>	0m	155m	164m	0m	0m	0m	149m	164m	0m	163m	183m	138m	105m
						<i>Landing</i>	0	0	35	0	0	0	0	25	0	0	25	45	35
						<i>Over75m</i>	-	-	-	-	-	Yes	-	-	Yes	-	-	-	-
109	GINTARAS, FIRANTAS	LIT	68	1939,71	14,03	1939,71	975,77	963,94	0,00	0,00	0,00	0,00	0,00	0,00	0,00	0,00	0,00	0,00	0,00
						<i>Time</i>	9:53	9:56	0	0	0	0	0	0	0	0	0	0	0
						<i>Height</i>	78m	89m	0m	0m	0m	0m	0m	0m	0m	0m	0m	0m	0m
						<i>Landing</i>	50	50	0	0	0	0	0	0	0	0	0	0	0
						<i>Over75m</i>	-	-	Yes	-	-	-	-	-	-	-	-	-	-



# 2019 FAI F5J WORLD CHAMPIONSHIPS

for Electric Model Aircraft

11-17 August 2019

TRNAVA - SLOVAKIA


12257

## SENIORS - OVERALL RESULTS

< Scores - Original >



Rank	Name	Ctry	Pilot #	Rnd14	Rnd15	Pity
1	ARIJAN, HUCALJUK	CRO	22	998,35 9:58 87m 50 -	*0,00 0 0m 0 Yes	
2	PRIMOŽ, RIŽNER	SLO	91	967,79 9:57 92m 50 -	1000,00 9:56 81m 50 -	
3	JOE, WURTS	NZL	79	975,04 9:58 85m 50 -	974,42 9:57 151m 50 -	
4	JIŘÍ, DUCHÁŇ	CZE	24	1000,00 9:57 103m 50 -	899,26 9:53 187m 45 -	
5	DONATAS, PAMPIKAS	LIT	69	940,42 9:58 128m 50 -	989,77 9:56 131m 50 -	
6	TOMASZ, FRAK	POL	81	969,40 9:57 90m 50 -	964,87 9:57 113m 50 -	
7	JONATHAN, GARBER	USA	107	964,57 9:57 86m 45 -	958,57 9:58 93m 50 -	
8	OLEKSANDR, PETRENK	UKR	104	952,93 9:56 118m 40 -	897,48 9:56 214m 45 -	



# 2019 FAI F5J WORLD CHAMPIONSHIPS

for Electric Model Aircraft

11-17 August 2019

TRNAVA - SLOVAKIA

12257


## SENIORS - OVERALL RESULTS

< Scores - Original >



Rank	Name	Ctry	Pilot #	Rnd14	Rnd15	Pity
9	ANDREI, VOLIKOV	RUS	90	982,11 9:55 82m 50 -	925,65 9:54 155m 50 -	
10	ROBERTO, BONAFEDE	ITA	57	976,17 9:57 65m 50 -	952,19 9:53 91m 50 -	
11	SEBASTIAN, MANHARD	GER	47	1000,00 9:58 85m 50 -	903,94 9:57 193m 50 -	
12	EMIL, ZUBALIC	SLO	92	1000,00 9:57 88m 50 -	906,77 9:28 98m 50 -	
13	DAVID, GRIFFIN	NZL	78	859,97 9:58 179m 35 -	915,44 9:56 167m 45 -	
14	TIMO, DRUST	GER	45	1000,00 9:57 52m 50 -	919,06 9:56 210m 45 -	
15	MARTIN, ELKJAER	DNK	27	873,42 9:27 130m 50 -	980,39 9:56 142m 50 -	
16	DÁVID, HORVÁTH	HUN	52	926,20 9:57 177m 50 -	930,21 9:56 159m 50 -	





# 2019 FAI F5J WORLD CHAMPIONSHIPS

for Electric Model Aircraft

11-17 August 2019

TRNAVA - SLOVAKIA

12257

## SENIORS - OVERALL RESULTS

< Scores - Original >



Rank	Name	Ctry	Pilot #	Rnd14	Rnd15	Pity
17	ROY, DOR	ISR	55	915,45 9:54 62m 0 -	968,92 9:55 64m 45 -	
18	JEROEN, KOLE	NED	71	921,55 9:56 176m 50 -	946,90 9:55 131m 50 -	
19	ADAM, BUZAS	HUN	51	934,15 9:58 137m 45 -	950,16 9:57 131m 50 -	
20	NICOLAS, RIDRAY	ESP	32	924,05 9:57 116m 45 -	971,31 9:57 75m 50 -	
21	KEVIN, BOTHERWAY	NZL	77	929,31 9:53 116m 50 -	916,60 9:55 180m 50 -	
22	IVAYLO, DIMITROV	BUL	16	976,42 9:56 91m 50 -	1000,00 9:57 121m 50 -	
23	ANDREW, MEYER	AUS	5	963,06 9:58 139m 45 -	995,50 9:54 181m 50 -	
24	STEPHEN, HALEY	GBR	43	975,65 9:58 124m 45 -	981,94 9:53 90m 50 -	



# 2019 FAI F5J WORLD CHAMPIONSHIPS

for Electric Model Aircraft

11-17 August 2019

TRNAVA - SLOVAKIA


12257

## SENIORS - OVERALL RESULTS

< Scores - Original >



Rank	Name	Ctry	Pilot #	Rnd14	Rnd15	Pity
25	OLEG, GOLOVIDOV	USA	108	*548,78 6:29 103m 0 -	910,07 9:55 213m 50 -	100
26	RADEK, MALČÍK	CZE	25	972,20 9:55 66m 50 -	1000,00 9:58 184m 50 -	
27	LENNART, ARVIDSSON	SWE	100	*341,54 4:03 56m 0 -	973,02 9:57 202m 50 -	100
28	JAN, VÁCHA	CZE	26	963,77 9:55 93m 50 -	964,87 9:55 109m 50 -	
29	MARKO, GALA	SVK	98	380,35 3:40 87m 50 -	932,19 9:58 155m 50 -	
30	SKYLER, RAVER	USA	109	936,71 9:57 110m 50 -	821,90 9:52 213m 50 -	
31	ADOMAS, SUTKUS	LIT	70	890,82 9:58 170m 50 -	945,14 9:34 197m 50 -	
32	BERTRAND, WILMOT	FRA	41	975,61 9:55 90m 50 -	972,91 9:56 71m 50 -	



# 2019 FAI F5J WORLD CHAMPIONSHIPS

for Electric Model Aircraft

11-17 August 2019

TRNAVA - SLOVAKIA

12257

## SENIORS - OVERALL RESULTS

< Scores - Original >



Rank	Name	Ctry	Pilot #	Rnd14	Rnd15	Pity
33	EREL, CANKAN	TUR	103	987,61 <i>9:56 96m 50 -</i>	814,20 <i>9:57 218m 50 -</i>	
34	KONRAD, OETIKER	SUI	94	957,06 <i>9:48 107m 45 -</i>	816,09 <i>9:43 212m 50 -</i>	
35	TOM, MERTENS	BEL	12	974,24 <i>9:58 86m 50 -</i>	976,19 <i>9:55 101m 50 -</i>	
36	MARIO, DE LUCCA	BRA	14	773,17 <i>8:11 71m 20 -</i>	982,95 <i>9:55 137m 50 -</i>	
37	IAN, DUFF	GBR	42	767,96 <i>8:10 90m 20 -</i>	994,03 <i>9:56 116m 45 -</i>	
38	SEBASTIAN, FEIGL	GER	46	1000,00 <i>9:58 32m 50 -</i>	1000,00 <i>9:58 72m 50 -</i>	
39	IOANNIS, KOURMPANIS	GRE	48	915,81 <i>9:54 125m 45 -</i>	968,13 <i>9:54 63m 45 -</i>	
40	BOHUSLAV, MAJERČÍK	SVK	99	718,41 <i>7:25 110m 45 -</i>	951,94 <i>9:58 167m 50 -</i>	



# 2019 FAI F5J WORLD CHAMPIONSHIPS

for Electric Model Aircraft

11-17 August 2019

TRNAVA - SLOVAKIA

12257

## SENIORS - OVERALL RESULTS

< Scores - Original >



Rank	Name	Ctry	Pilot #	Rnd14	Rnd15	Pity
41	GEERT, MELICK VAN	NED	72	832,07 9:52 193m 0 -	855,92 9:54 214m 50 -	
42	WOJCIECH, BYRSKI	POL	80	1000,00 9:58 37m 50 -	1000,00 9:57 76m 50 -	
43	RODRIGO, SALVADOR	ARG	3	1000,00 9:58 56m 45 -	1000,00 9:57 108m 50 -	
44	MARCUS, STENT	AUS	6	875,00 9:58 190m 50 -	936,06 9:55 182m 45 -	
45	VITALIY, RYUMSHYN	UKR	105	969,02 9:56 72m 50 -	871,27 9:54 211m 50 -	
46	SOTIR, LAZARKOV	BUL	17	968,60 9:56 79m 45 -	956,16 9:57 160m 50 -	
47	HERMANN, HAAS	AUT	7	*371,12 3:41 100m 50 -	990,44 9:57 51m 50 -	
48	JURAJ, ADÁMEK	SVK	97	926,13 9:55 114m 45 -	947,98 9:56 144m 50 -	



# 2019 FAI F5J WORLD CHAMPIONSHIPS

for Electric Model Aircraft

11-17 August 2019

TRNAVA - SLOVAKIA

12257

## SENIORS - OVERALL RESULTS

< Scores - Original >



Rank	Name	Ctry	Pilot #	Rnd14	Rnd15	Pity
49	JORGE, MEDINA HERR	ESP	31	986,75 <i>9:58</i> <i>104m</i> <i>50</i> -	919,08 <i>9:57</i> <i>181m</i> <i>50</i> -	
50	EDVIN, PENART	EST	34	930,10 <i>9:52</i> <i>103m</i> <i>45</i> -	915,85 <i>9:58</i> <i>165m</i> <i>45</i> -	
51	THOMAS, WÄCKERLIN	SUI	96	991,72 <i>9:57</i> <i>86m</i> <i>45</i> -	981,45 <i>9:57</i> <i>130m</i> <i>50</i> -	
52	FRED, SIMIAND	FRA	40	993,37 <i>9:56</i> <i>94m</i> <i>50</i> -	940,13 <i>9:56</i> <i>157m</i> <i>40</i> -	
53	OLEKSANDR, SYNIELY	UKR	106	515,82 <i>5:32</i> <i>102m</i> <i>45</i> -	1000,00 <i>9:56</i> <i>37m</i> <i>50</i> -	
54	URI, DE-SWAAN	ISR	54	*291,39 <i>3:30</i> <i>68m</i> <i>0</i> -	952,93 <i>9:58</i> <i>132m</i> <i>45</i> -	
55	CHRIS, GYSSENS	BEL	10	974,34 <i>9:56</i> <i>115m</i> <i>50</i> -	477,29 <i>5:18</i> <i>158m</i> <i>50</i> -	
56	THOMAS, MERTENS	BEL	11	894,78 <i>9:21</i> <i>91m</i> <i>50</i> -	399,51 <i>4:56</i> <i>103m</i> <i>0</i> -	



# 2019 FAI F5J WORLD CHAMPIONSHIPS

for Electric Model Aircraft

11-17 August 2019

TRNAVA - SLOVAKIA

12257

## SENIORS - OVERALL RESULTS

< Scores - Original >



Rank	Name	Ctry	Pilot #	Rnd14	Rnd15	Pity
57	PAOLO, ROTA	ITA	58	989,72 9:58 45m 50 -	519,78 5:14 150m 50 -	
58	NOAM, HAGAI	ISR	56	898,73 9:58 160m 50 -	826,31 8:30 130m 45 -	
59	SERGEJS, TIMOFEJEV	LAT	66	993,28 9:53 73m 35 -	970,52 9:58 78m 50 -	
60	AARO, MALILA	FIN	38	1000,00 9:57 86m 50 -	999,10 9:54 167m 45 -	
61	ALEXANDRE, CRUZ	BRA	13	<sup>Pnty300</sup> 426,09 4:44 52m 0 -	*0,00 0 0m 0 Yes	300
62	GILLES, BECHEPAY	FRA	39	990,89 9:58 99m 50 -	892,65 9:58 115m 0 -	
63	MAGNUS, HELDUNG	SWE	101	997,48 9:57 96m 45 -	931,70 9:55 175m 45 -	
64	VLADIMIR, MALJUK	RUS	89	855,07 9:57 132m 0 -	880,27 9:01 138m 50 -	



# 2019 FAI F5J WORLD CHAMPIONSHIPS

for Electric Model Aircraft

11-17 August 2019

TRNAVA - SLOVAKIA

12257

## SENIORS - OVERALL RESULTS

< Scores - Original >



Rank	Name	Ctry	Pilot #	Rnd14	Rnd15	Pity
65	IMRE, KASZAP	HUN	53	980,96 9:58 111m 50 -	964,94 9:57 83m 50 -	
66	HIDEAKI, SHINOHARA	JPN	62	908,66 9:52 110m 35 -	746,21 8:36 177m 15 -	100
67	MASSIMO, VERARDI	ITA	59	*0,00 0 0m 0 Yes	982,10 9:54 136m 50 -	
68	RUI, PAIVA	POR	85	941,13 9:56 147m 45 -	*315,65 4:24 177m 0 -	
69	GERHARD, NÖSSING	AUT	9	943,09 9:57 134m 50 -	*0,00 0 0m 0 Yes	
70	OTTO, JÆGER	NOR	74	709,65 7:53 139m 45 -	832,05 9:59 217m 40 -	
71	PETER, HOFFMANN	AUT	8	<sup>Pnty100</sup> 519,87 6:23 138m 0 -	924,13 9:53 182m 40 -	100
72	PANTELEIMON, NTANA	GRE	49	942,28 9:56 123m 45 -	607,76 8:06 206m 0 -	



# 2019 FAI F5J WORLD CHAMPIONSHIPS

for Electric Model Aircraft

11-17 August 2019

TRNAVA - SLOVAKIA

12257


## SENIORS - OVERALL RESULTS

< Scores - Original >



Rank	Name	Ctry	Pilot #	Rnd14	Rnd15	Pity
73	NIKOLA, FRANČIĆ	CRO	21	544,08 5:13 41m 50 -	976,05 9:56 110m 50 -	
74	ANDREI, YAKOVLEV	LAT	67	501,24 4:54 61m 40 -	*0,00 0 0m 0 Yes	
75	TOMMY, PERSSON	DNK	29	451,16 5:07 149m 40 -	707,72 9:53 234m 40 -	
76	KONSTANTINOS, SPIRI	GRE	50	942,20 9:50 129m 45 -	*277,78 3:05 110m 40 -	
77	ANDRES, BALAS	ARG	1	338,58 3:40 101m 35 -	807,88 9:51 213m 40 -	
78	JIM, HOUDALAKIS	AUS	4	444,54 4:49 121m 40 -	833,05 9:57 216m 45 -	
79	MIKE BERNARD, VOS	RSA	87	967,72 9:53 107m 45 -	926,11 9:49 130m 40 -	
80	PETER, ZWEERS	NED	73	980,49 9:56 76m 45 -	934,32 9:49 140m 50 -	





# 2019 FAI F5J WORLD CHAMPIONSHIPS

for Electric Model Aircraft

11-17 August 2019

TRNAVA - SLOVAKIA


12257

## SENIORS - OVERALL RESULTS

< Scores - Original >



Rank	Name	Ctry	Pilot #	Rnd14	Rnd15	Pity
81	WIESLAW, POTOCZEK	POL	82	957,06 9:55 131m 50 -	767,28 8:31 202m 50 -	
82	VIKTOR, FRUNZE	RUS	88	933,11 9:47 114m 35 -	715,83 9:51 246m 45 -	
83	MARKO, ZUBALIC	SLO	93	385,76 3:55 104m 50 -	*0,00 0 0m 0 Yes	
84	SILVIU, IORDAN	ROU	86	503,96 6:23 129m 0 -	876,05 9:32 155m 25 -	
85	JULIO, CONTRERAS AR	ESP	30	530,65 5:07 72m 45 -	464,93 5:14 191m 40 -	
86	STEIN-VIDAR, TORØ	NOR	76	881,92 9:47 156m 25 -	873,37 9:58 197m 35 -	
87	JYRKI, AHVENAINEN	FIN	36	995,87 9:56 86m 50 -	185,00 2:54 131m 0 -	
88	LUKA, KAPETER	DNK	28	860,21 9:49 185m 45 -	693,64 9:55 225m 0 -	



# 2019 FAI F5J WORLD CHAMPIONSHIPS

for Electric Model Aircraft

11-17 August 2019

TRNAVA - SLOVAKIA

12257

## SENIORS - OVERALL RESULTS

< Scores - Original >



Rank	Name	Ctry	Pilot #	Rnd14	Rnd15	Plty
89	ÓSCAR, LOPES	POR	83	922,95 9:52 92m 35 -	544,33 5:56 149m 50 -	
90	MASAYOSHI, SEKINE	JPN	61	733,00 7:33 123m 45 -	882,35 9:52 164m 30 -	
91	RICHARD, LLOYD	GBR	44	915,45 9:50 144m 45 -	936,76 9:55 169m 45 -	
92	DAMIR, KOSIR	CRO	23	977,46 9:56 58m 40 -	848,93 9:57 160m 0 -	
93	BRUNO, SCHAFFER	SUI	95	925,34 9:51 107m 45 -	327,34 4:12 140m 0 -	
94	JOAQUIN, SALVADOR	ARG	2	398,82 3:56 77m 40 -	418,58 4:50 169m 40 -	
95	PÄRTEL-PEETER, KRU	EST	33	992,68 9:55 69m 50 -	944,22 9:53 101m 50 -	
96	TIMO, JALASTERÄ	FIN	37	952,85 9:51 100m 45 -	*0,00 0 0m 0 Yes	



# 2019 FAI F5J WORLD CHAMPIONSHIPS

for Electric Model Aircraft

11-17 August 2019

TRNAVA - SLOVAKIA

12257

## SENIORS - OVERALL RESULTS

< Scores - Original >



Rank	Name	Ctry	Pilot #	Rnd14	Rnd15	Pity
97	PAAVO, PUDAN	EST	35	701,09 7:20 145m 50 -	833,76 8:53 188m 50 -	
98	CONNY, ULVESTAF	SWE	102	706,95 7:18 112m 45 -	765,19 9:54 226m 50 -	
99	DAVID, WEBB	CAN	19	539,56 6:02 132m 45 -	954,58 9:57 138m 50 -	
100	NOBUYUKI, CHUJO	JPN	60	971,54 9:53 91m 50 -	699,51 9:56 235m 35 -	
101	STOYCHO, NIKOLAEV	BUL	18	483,63 4:48 90m 45 -	*0,00 0 0m 0 -	
102	MAXIM, FIRAGO	KAZ	63	444,54 4:41 125m 50 -	917,27 9:52 164m 0 -	100
103	HENRI, PEDERSEN	NOR	75	609,27 6:19 122m 50 -	371,59 5:42 214m 25 -	
104	BRUNO, MALMEGRIM	BRA	15	429,95 9:55 286m 30 -	698,15 9:55 242m 45 -	



# 2019 FAI F5J WORLD CHAMPIONSHIPS

for Electric Model Aircraft

11-17 August 2019

TRNAVA - SLOVAKIA

12257

## SENIORS - OVERALL RESULTS

< Scores - Original >



Rank	Name	Ctry	Pilot #	Rnd14	Rnd15	Plty
105	VIKTOR, LITT	KAZ	64	842,15 9:59 195m 0 -	860,29 9:57 181m 20 -	
106	VLADISLAVS, SAIKO	LAT	65	590,19 6:52 168m 45 -	437,05 5:22 158m 0 -	
107	FRANCISCO, MACHAD	POR	84	*0,00 0 0m 0 Yes	360,16 4:05 138m 50 -	
108	JEAN, DORAIS	CAN	20	673,38 9:57 232m 0 -	599,49 6:52 153m 20 -	
109	GINTARAS, FIRANTAS	LIT	68	0,00 0 0m 0 -	*0,00 0 0m 0 -	

Juraj DUDÁŠ SVK  
Contest Director

Emil GIEZENDANNER SUI  
President of Jury

Juraj BAČIAK SVK  
Member of Jury

Volodimír GAVRILKO UKR  
Member of Jury